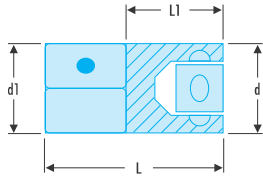


1/4" to 3/8" coupler - RFID



NF ISO 3316, ISO 3316, DIN 3123, ASME B107.110

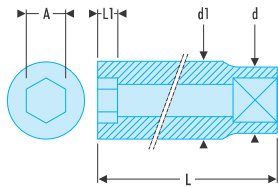
- Tool with built-in RFID chip for workshop traceability.
- Chip integration by Facom guarantees maximum detection and strength, while preserving the tool's ergonomics.
- Radio frequency identification requires appropriate storage equipment.
- 1/4" female square drive .
- 3/8" male square drive for adapting 3/8" drive sockets.
- Finish: bright chrome.



Part No.	d [mm]	d1 [mm]	d2 [mm]	L [mm]	L1 [mm]	ΔΔ [g]
R.232RFID	12	12	21	43,5	13,5	50

RFID 1/4" SOCKETS

R - 1/4" drive metric 6-point sockets - RFID

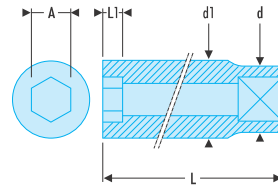


NF ISO 1711-1, ISO 1711-1

- Tool with built-in RFID chip for workshop traceability.
- Chip integration by Facom guarantees maximum detection and strength, while preserving the tool's ergonomics.
- Radio frequency identification requires appropriate storage equipment.
- OGV® profile: more powerful tightening, preserves fasteners.
- Metric dimensions : from 3,2 to 14 mm.
- Finish: bright chrome.

Part No.	A [mm]	d [mm]	d1 [mm]	d2 [mm]	⬡ [mm]	L [mm]	L1 [mm]	ΔΔ [g]
R.3.2RFID	3,2	11,2	5,9	13	6	52	2,4	30
R.4RFID	4,0	11,2	6,9	13	6	52	2,6	30
R.5RFID	5,0	11,2	8,2	13	6	52	4,8	30
R.5.5RFID	5,5	11,2	8,8	13	6	52	4,8	30
R.6RFID	6,0	11,2	9,4	13	6	52	5,6	30
R.7RFID	7,0	11,0	11,0	13	6	52	6,0	30
R.8RFID	8,0	12,0	12,0	13	6	52	6,5	35
R.9RFID	9,0	13,2	13,2	13	6	52	6,5	35
R.10RFID	10,0	14,7	14,7	13	6	52	7,8	40
R.11RFID	11,0	15,8	15,8	21	6	41	9,0	50
R.12RFID	12,0	17,0	17,0	21	6	41	9,5	55
R.13RFID	13,0	17,7	17,7	21	6	41	10,0	55
R.14RFID	14,0	18,7	18,7	21	6	41	10,0	60

R - 1/4" drive inch 6-point sockets - RFID



ASME B107.110

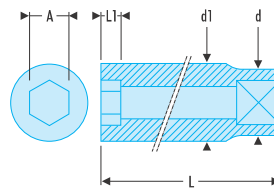
- Tool with built-in RFID chip for workshop traceability.
- Chip integration by Facom guarantees maximum detection and strength, while preserving the tool's ergonomics.
- Radio frequency identification requires appropriate storage equipment.
- OGV® profile: more powerful tightening, preserves fasteners.
- Dimensions in inches : from 3/16" to 9/16".
- Finish: bright chrome.

Part No.	A ["]	d [mm]	d1 [mm]	d2 [mm]	⬡ [mm]	L [mm]	L1 [mm]	ΔΔ [g]
R.3/16RFID	3/16	11,2	8,0	13	6	52	4,8	30
R.7/32RFID	7/32	11,2	9,0	13	6	52	5,5	30
R.1/4RFID	1/4	11,2	10,1	13	6	52	6,0	30
R.9/32RFID	9/32	11,0	11,0	13	6	52	6,0	30
R.5/16RFID	5/16	12,0	12,0	13	6	52	6,5	35
R.11/32RFID	11/32	13,2	13,2	13	6	52	6,5	35
R.3/8RFID	3/8	14,7	14,7	13	6	52	7,8	40
R.13/32RFID	13/32	14,7	14,7	13	6	52	7,8	40
R.7/16RFID	7/16	15,8	15,8	21	6	41	9,0	50
R.1/2RFID	1/2	17,7	17,7	21	6	41	10,0	55
R.9/16RFID	9/16	18,7	18,7	21	6	41	10,0	55

■ R.E - 1/4" drive metric 12-point sockets - RFID

NF ISO 1711-1, ISO 1711-1

- Tool with built-in RFID chip for workshop traceability.
- Chip integration by Facom guarantees maximum detection and strength, while preserving the tool's ergonomics.
- Radio frequency identification requires appropriate storage equipment.
- OGV® profile: more powerful tightening, preserves fasteners.
- Metric dimensions : from 5,5 to 14 mm.
- Finish: bright chrome.



RFID	A [mm]	d [mm]	d1 [mm]	d2 [mm]	12 [mm]	L [mm]	L1 [mm]	ΔΔ [g]
R.5.5ERFID	5,5	11,2	8,8	13	12	52	4,8	30
R.6.6ERFID	6,0	11,2	9,4	13	12	52	5,6	30
R.7.7ERFID	7,0	11,0	11,0	13	12	52	6,0	30
R.8.8ERFID	8,0	12,0	12,0	13	12	52	6,5	35
R.9.9ERFID	9,0	13,2	13,2	13	12	52	6,5	35

RFID	A [mm]	d [mm]	d1 [mm]	d2 [mm]	12 [mm]	L [mm]	L1 [mm]	ΔΔ [g]
R.10ERFID	10,0	14,7	14,7	13	12	52	7,8	40
R.11ERFID	11,0	15,8	15,8	21	12	41	9,0	50
R.12ERFID	12,0	17,0	17,0	21	12	41	9,5	55
R.13ERFID	13,0	17,7	17,7	21	12	41	10,0	55
R.14ERFID	14,0	18,7	18,7	21	12	41	10,0	60

■ R.E - 1/4" drive inch 12-point sockets - RFID

ASME B107.110

- Tool with built-in RFID chip for workshop traceability.
- Chip integration by Facom guarantees maximum detection and strength, while preserving the tool's ergonomics.
- Radio frequency identification requires appropriate storage equipment.
- OGV® profile: more powerful tightening, preserves fasteners.
- Thin-wall for better access, conform with aeronautical standards.
- Dimensions in inches: from 3/16" to 9/16".
- Finish: bright chrome.

RFID	d [mm]	d1 [mm]	L [mm]	L1 [mm]	ΔΔ [g]
R.7/32ERFID	11,2	9,0	52	5,5	30
R.1/4ERFID	11,2	10,1	52	6,0	30
R.9/32ERFID	11,2	10,6	52	6,0	35
R.5/16ERFID	12,0	12,0	52	6,5	35
R.11/32ERFID	13,0	13,0	52	6,5	35
R.3/8ERFID	14,7	14,7	52	7,8	35
R.7/16ERFID	15,8	15,8	41	9,0	50
R.1/2ERFID	17,7	17,7	41	10,0	50
R.9/16ERFID	18,7	18,7	41	10,0	55

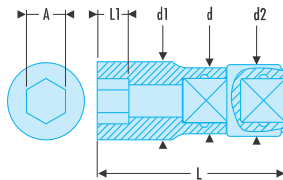


FLUO

RFID

RFID 1/4" LONG-REACH SOCKETS

R.EL - 1/4" long-reach metric 12-point sockets - RFID

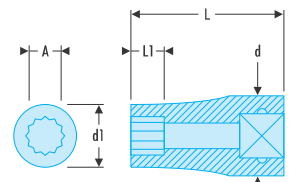


NF ISO 1711-1, ISO 1711-1

- Tool with built-in RFID chip for workshop traceability.
- Chip integration by Facom guarantees maximum detection and strength, while preserving the tool's ergonomics.
- Radio frequency identification requires appropriate storage equipment.
- OGV® profile: more powerful tightening, preserves fasteners.
- Long-reach sockets for long recess or thread access.
- High performance, suitable for aircraft fasteners to AS954E.
- Thinner socket walls for better accessibility.
- Metric dimensions : from 4 to 14 mm.
- Finish: bright chrome.

➤	A [mm]	d [mm]	d1 [mm]	d2 [mm]	⚙️ [mm]	L [mm]	L1 [mm]	ΔΔ [g]
R.4ELRFID	4	6,7	11,2	13	12	80	4	40
R.4.5ELRFID	4,5	7,3	11,2	13	12	80	4,5	40
R.5ELRFID	5	7,8	11,2	13	12	80	5,5	40
R.5.5ELRFID	5,5	8,5	11,2	13	12	80	6	40
R.6ELRFID	6	9,2	11,2	13	12	80	7	40
R.7ELRFID	7	10,3	11,2	13	12	80	8	50
R.8ELRFID	8	11,2	11,7	13	12	80	9	50
R.9ELRFID	9	13	12	13	12	80	10	55
R.10ELRFID	10	14,3	12,9	13	12	80	11	65
R.11ELRFID	11	15,5	14,3	21	12	69	12	85
R.12ELRFID	12	16,8	15,5	21	12	69	13	90
R.13ELRFID	13	18	16,4	21	12	69	14	90
R.14ELRFID	14	19,3	17,9	21	12	69	16	100

R.EL - 1/4" long-reach metric 12-point sockets - RFID



ASME B107.110

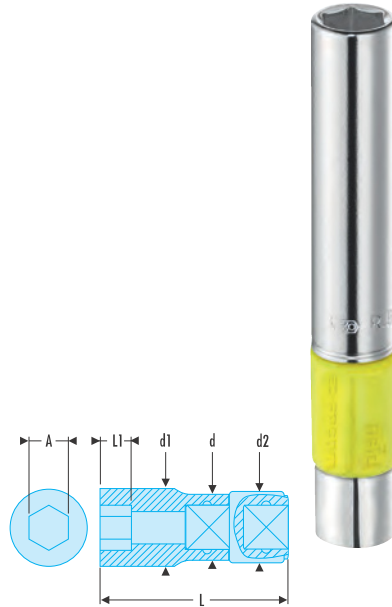
- Tool with built-in RFID chip for workshop traceability.
- Chip integration by Facom guarantees maximum detection and strength, while preserving the tool's ergonomics.
- Radio frequency identification requires appropriate storage equipment.
- OGV® profile: more powerful tightening, preserves fasteners.
- Long-reach sockets for long recess or thread access.
- High performance, suitable for aircraft fasteners to AS954E.
- Thinner socket walls for better accessibility.
- Dimensions in inches: from 3/16" to 9/16".
- Finish: bright chrome.

➤	A ["]	d [mm]	d1 [mm]	d2 [mm]	⚙️ [mm]	L [mm]	L1 [mm]	ΔΔ [g]
R.3/16ELRFID	3/16	10,9	7,7	13	12	80	6,0	35
R.7/32ELRFID	7/32	10,9	8,5	13	12	80	7,4	35
R.1/4ELRFID	1/4	10,9	9,4	13	12	80	7,4	40
R.9/32ELRFID	9/32	10,9	10,2	13	12	80	8,5	40
R.5/16ELRFID	5/16	11,8	11,4	13	12	80	9,0	45
R.11/32ELRFID	11/32	12,0	12,5	13	12	80	9,7	45
R.3/8ELRFID	3/8	12,8	13,7	13	12	80	11,2	55
R.7/16ELRFID	7/16	14,3	15,6	21	12	69	11,9	70
R.1/2ELRFID	1/2	16,2	17,3	21	12	69	13,8	75
R.9/16ELRFID	9/16	17,1	18,8	21	12	69	16,2	80

▪ R.LA - 1/4" long-reach metric 6-point sockets - RFID

NF ISO 1711-1, ISO 1711-1

- Tool with built-in RFID chip for workshop traceability.
- Chip integration by Facom guarantees maximum detection and strength, while preserving the tool's ergonomics.
- Radio frequency identification requires appropriate storage equipment.
- OGV® profile: more powerful tightening, preserves fasteners.
- Long-reach sockets for long recess or thread access.
- Metric dimensions : from 3,2 to 14 mm.
- Finish: bright chrome.



RFID	A [mm]	d [mm]	d1 [mm]	d2 [mm]	⌀ [mm]	L [mm]	L1 [mm]	ΔΔ [g]
R.3.2LARFID	3,2	12,0	5,80	13	6	50,5	1,8	40
R.4LARFID	4	12,0	6,80	13	6	50,5	2,0	40
R.5LARFID	5	12,0	8,10	13	6	50,5	2,3	40
R.5.5LARFID	5,5	12,0	8,10	13	6	50,5	3,0	40
R.6LARFID	6	12,0	9,40	13	6	50,5	5,6	40
R.7LARFID	7	12,0	10,90	13	6	50,5	7,1	50
R.8LARFID	8	12,0	12,00	13	6	50,5	7,9	50

RFID	A [mm]	d [mm]	d1 [mm]	d2 [mm]	⌀ [mm]	L [mm]	L1 [mm]	ΔΔ [g]
R.9LARFID	9	12,8	12,80	13	6	50,5	7,9	55
R.10LARFID	10	14,3	14,30	13	6	50,5	7,9	65
R.11LARFID	11	16,0	16,00	21	6	50,5	7,9	85
R.12LARFID	12	16,8	16,80	21	6	50,5	8,4	80
R.13LARFID	13	18,2	18,20	21	6	50,5	8,4	90
R.14LARFID	14	19,2	19,20	21	6	50,5	10,2	100

▪ R.F - 1/4" drive hinged 12-point sockets - RFID

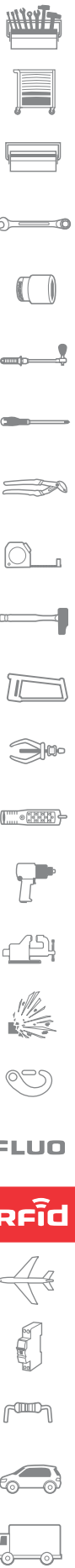
ASME B107.110

- Tool with built-in RFID chip for workshop traceability.
- Chip integration by Facom guarantees maximum detection and strength, while preserving the tool's ergonomics.
- Radio frequency identification requires appropriate storage equipment.
- OGV® profile: more powerful tightening, preserves fasteners.
- Compact solution used instead of universal joint.
- Dimensions in inches: from 3/16" to 9/16".
- Finish: bright chrome.



RFID	A ["]	d [mm]	d1 [mm]	d2 [mm]	⌀ [mm]	L [mm]	L1 [mm]	ΔΔ [g]
R.3/16FRFID	3/16	13	8,0	13	12	61,6	5,3	35
R.7/32FRFID	7/32	13	8,5	13	12	62,4	6,1	35
R.1/4FRFID	1/4	13	9,8	13	12	62,8	6,5	35
R.9/32FRFID	9/32	13	10,5	13	12	62,8	6,5	35
R.5/16FRFID	5/16	13	12,0	13	12	63,3	7,0	35

RFID	A ["]	d [mm]	d1 [mm]	d2 [mm]	⌀ [mm]	L [mm]	L1 [mm]	ΔΔ [g]
R.11/32FRFID	11/32	13	13,3	13	12	63,3	7,0	40
R.3/8FRFID	3/8	13	13,7	13	12	64,6	8,3	45
R.7/16FRFID	7/16	13	15,5	21	12	54,8	9,5	60
R.1/2FRFID	1/2	13	18,0	21	12	55,8	10,5	65
R.9/16FRFID	9/16	13	19,2	21	12	55,8	10,5	65

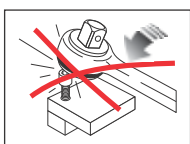
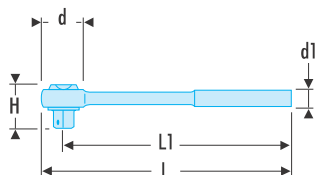


FLUO

RFID

RFID 3/8" RATCHETS

3/8" maintenance free pear head ratchet - RFID



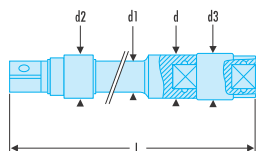
NF ISO 3315, ISO 3315, DIN 3122, ASME B107.110

- Tool with built-in RFID chip for workshop traceability.
- Chip integration by Facom guarantees maximum detection and strength, while preserving the tool's ergonomics.
- Radio frequency identification requires appropriate storage equipment.
- Dust proof, maintenance free mechanism.
- 72 teeth mechanism for 5° increments.
- Drive direction switch allows easy reversal even with gloved or greasy hands.
- Palm control system - allows the operator to press down on the head avoiding risk of accidental reverse.
- Ultra-compact head.
- Hook for hanging when working at height.
- Ergonomic comfort grip handle design resistant to workshop chemicals and solvents.



➤	d [mm]	d1 [mm]	H [mm]	L [mm]	L1 [mm]	[g]
JL.171RFID	29	27	29	210	195	220

J.RC - 3/8" drive locking extensions - RFID



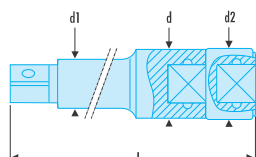
NF ISO 3316, ISO 3316, DIN 3123, ASME B107.110

- Tool with built-in RFID chip for workshop traceability.
- Chip integration by Facom guarantees maximum detection and strength, while preserving the tool's ergonomics.
- Radio frequency identification requires appropriate storage equipment.
- Total safety as lock system prevents socket loss.
- Finish: bright chrome with phosphate-hardened ring.



➤	d [mm]	d1 [mm]	d2 [mm]	d3 [mm]	L [mm]	[g]
J.210RCRFID	18	12,5	18	25	145	185
J.215RCRFID	18	12,5	18	25	270	290
J.217RCRFID	18	12,5	18	25	520	540

J - 3/8" drive extensions - RFID



NF ISO 3316, ISO 3316, DIN 3123, ASME B107.10

- Tool with built-in RFID chip for workshop traceability.
- Chip integration by Facom guarantees maximum detection and strength, while preserving the tool's ergonomics.
- Radio frequency identification requires appropriate storage equipment.
- Finish: bright chrome.

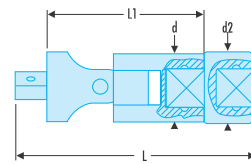


➤	d [mm]	d1 [mm]	d2 [mm]	d3 [mm]	L [mm]	[g]
J.208RFID	18	10	12,6	25	70	115
J.209RFID	18	10	12,6	25	95	140

3/8" universal joint - RFID

NF ISO 3316, ISO 3316, DIN 3123, ASME B107.110

- Tool with built-in RFID chip for workshop traceability.
- Chip integration by Facom guarantees maximum detection and strength, while preserving the tool's ergonomics.
- Radio frequency identification requires appropriate storage equipment.
- Spring-stiffened joints.
- Finish: bright chrome.

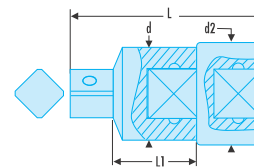


Part No.	d [mm]	d2 [mm]	L [mm]	L1 [mm]	[g]
J.240ARFID	18	25	71,5	36,5	110

3/8" to 1/4" coupler - RFID

NF ISO 3316, ISO 3316, DIN 3123, ASME B107.110

- Tool with built-in RFID chip for workshop traceability.
- Chip integration by Facom guarantees maximum detection and strength, while preserving the tool's ergonomics.
- Radio frequency identification requires appropriate storage equipment.
- 3/8" female square drive .
- 1/4" male square drive for adapting 1/4" drive sockets.
- Max. torque 62 N.m.
- Finish: bright chrome.

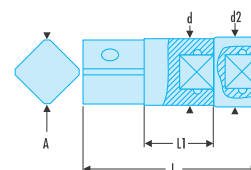


Part No.	d [mm]	d2 [mm]	L [mm]	L1 [mm]	[g]
J.230RFID	17,5	25	44,5	17	75

3/8" to 1/2" coupler - RFID

NF ISO 3316, ISO 3316, DIN 3123, ASME B107.110

- Tool with built-in RFID chip for workshop traceability.
- Chip integration by Facom guarantees maximum detection and strength, while preserving the tool's ergonomics.
- Radio frequency identification requires appropriate storage equipment.
- 3/8" female square drive .
- 1/2" male square drive for adapting 1/2" drive sockets.
- Finish: bright chrome.



Part No.	A [mm]	d [mm]	d2 [mm]	L [mm]	L1 [mm]	[g]
J.232RFID	16,5	18	25	54,5	19	95

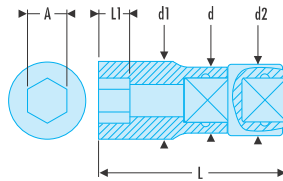


FLUO

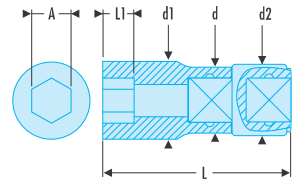
RFID

RFID 3/8" SOCKETS

J - 3/8" metric 12-point sockets - RFID



J - 3/8" inch 12-point sockets - RFID



NF ISO 1711-1, ISO 1711-1

- Tool with built-in RFID chip for workshop traceability.
- Chip integration by Facom guarantees maximum detection and strength, while preserving the tool's ergonomics.
- Radio frequency identification requires appropriate storage equipment.
- OGV® profile: more powerful tightening, preserves fasteners.
- Metric dimensions : from 7 to 24 mm.
- Finish: bright chrome.

Socket	A [mm]	d [mm]	d1 [mm]	d2 [mm]	12 [mm]	L [mm]	L1 [mm]	ΔΔ [g]
J.7RFID	7	17,6	11,0	25	12	47	6,0	75
J.8RFID	8	17,6	12,2	25	12	47	6,5	75
J.9RFID	9	17,6	13,5	25	12	47	6,7	75
J.10RFID	10	17,6	14,7	25	12	47	7,8	80
J.11RFID	11	17,6	16,0	25	12	47	9,0	80
J.12RFID	12	17,6	17,2	25	12	47	9,5	80
J.13RFID	13	17,5	18,3	25	12	50	10,4	90
J.14RFID	14	17,7	19,5	25	12	50	10,5	85
J.15RFID	15	19,0	20,8	25	12	50	12,0	90
J.16RFID	16	20,0	22,0	25	12	50	12,0	95
J.17RFID	17	21,7	23,4	25	12	50	13,0	105
J.18RFID	18	21,7	24,7	25	12	53	13,0	120
J.19RFID	19	22,7	26,0	25	12	53	14,0	115
J.21RFID	21	23,5	28,5	25	12	53	16,0	125
J.22RFID	22	24,7	29,7	25	12	53	16,5	130
J.24RFID	24	26,3	31,3	25	12	53	16,5	140

ASME B107.110

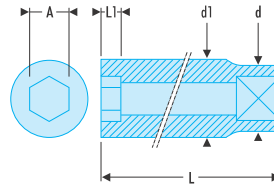
- Tool with built-in RFID chip for workshop traceability.
- Chip integration by Facom guarantees maximum detection and strength, while preserving the tool's ergonomics.
- Radio frequency identification requires appropriate storage equipment.
- OGV® profile: more powerful tightening, preserves fasteners.
- Dimensions in inches: from 1/4" to 1".
- Finish: bright chrome.

Socket	A ["]	d [mm]	d1 [mm]	d2 [mm]	12 [mm]	L [mm]	L1 [mm]	ΔΔ [g]
J.1/4RFID	1/4	17,5	10,0	25	12	47	6,0	75
J.5/16RFID	5/16	17,5	11,9	25	12	47	6,5	75
J.3/8RFID	3/8	17,6	14,1	25	12	47	7,5	80
J.7/16RFID	7/16	17,5	16,0	25	12	47	9,0	80
J.1/2RFID	1/2	17,5	18,1	25	12	50	10,4	90
J.9/16RFID	9/16	17,7	19,5	25	12	50	10,5	85
J.5/8RFID	5/8	20,0	22,0	25	12	50	12,0	100
J.11/16RFID	11/16	21,0	24,0	25	12	53	13,0	125
J.3/4RFID	3/4	22,7	26,0	25	12	53	14,0	130
J.13/16RFID	13/16	23,0	28,0	25	12	53	16,0	130
J.7/8RFID	7/8	24,7	29,7	25	12	53	16,5	155
J.15/16RFID	15/16	26,3	31,3	25	12	53	16,5	190
J.1PRFID	1	28,3	33,3	25	12	53	16,5	210

■ J.H - 3/8" metric 6-point sockets - RFID

NF ISO 1711-1, ISO 1711-1

- Tool with built-in RFID chip for workshop traceability.
- Chip integration by Facom guarantees maximum detection and strength, while preserving the tool's ergonomics.
- Radio frequency identification requires appropriate storage equipment.
- OGV® profile: more powerful tightening, preserves fasteners.
- Metric dimensions : from 7 to 24 mm.
- Finish: bright chrome.



RFID	A [mm]	d [mm]	d1 [mm]	d2 [mm]	⌀ [mm]	L [mm]	L1 [mm]	ΔΔ [g]
J.7HRFID	7	17,6	11,0	25	6	47	6,0	75
J.8HRFID	8	17,6	12,2	25	6	47	6,5	75
J.9HRFID	9	17,6	13,5	25	6	47	6,7	75
J.10HRFID	10	17,6	14,7	25	6	47	7,8	80
J.11HRFID	11	17,6	16,0	25	6	47	9,0	80
J.12HRFID	12	17,6	17,2	25	6	47	9,5	80
J.13HRFID	13	17,4	18,3	25	6	50	10,4	90
J.14HRFID	14	17,6	19,5	25	6	50	10,5	85

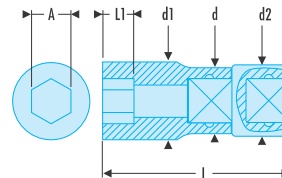
RFID	A [mm]	d [mm]	d1 [mm]	d2 [mm]	⌀ [mm]	L [mm]	L1 [mm]	ΔΔ [g]
J.15HRFID	15	18,9	20,8	25	6	50	12,0	90
J.16HRFID	16	19,9	22,0	25	6	50	12,0	95
J.17HRFID	17	21,7	23,4	25	6	50	13,0	105
J.18HRFID	18	21,7	24,7	25	6	53	13,0	120
J.19HRFID	19	22,7	26,0	25	6	53	14,0	115
J.21HRFID	21	23,5	28,5	25	6	53	16,0	125
J.22HRFID	22	24,7	29,7	25	6	53	16,5	130
J.24HRFID	24	26,3	31,3	25	6	53	16,5	140

RFID 3/8" LONG-REACH SOCKETS

■ J.HLA - 3/8" long-reach metric 6-point sockets - RFID

NF ISO 1711-1, ISO 1711-1

- Tool with built-in RFID chip for workshop traceability.
- Chip integration by Facom guarantees maximum detection and strength, while preserving the tool's ergonomics.
- Radio frequency identification requires appropriate storage equipment.
- OGV® profile: more powerful tightening, preserves fasteners.
- Long-reach sockets for long recess or thread access.
- Metric dimensions : from 7 to 24 mm.
- Finish: bright chrome.



RFID	A [mm]	d [mm]	d1 [mm]	d2 [mm]	⌀ [mm]	L [mm]	L1 [mm]	ΔΔ [g]
J.7HLARFID	7	17,3	10,6	25	6	75	6,0	95
J.8HLARFID	8	17,3	12,0	25	6	75	7,5	100
J.9HLARFID	9	17,3	13,0	25	6	75	7,5	100
J.10HLARFID	10	17,3	14,5	25	6	75	9,0	100
J.11HLARFID	11	17,3	16,0	25	6	75	10,5	105
J.12HLARFID	12	17,2	16,8	25	6	75	12,0	105
J.13HLARFID	13	17,0	18,0	25	6	75	12,0	105
J.14HLARFID	14	18,0	20,0	25	6	75	15,0	110

RFID	A [mm]	d [mm]	d1 [mm]	d2 [mm]	⌀ [mm]	L [mm]	L1 [mm]	ΔΔ [g]
J.15HLARFID	15	20,0	21,0	25	6	80	15,0	125
J.16HLARFID	16	20,0	22,0	25	6	80	15,0	135
J.17HLARFID	17	22,0	23,5	25	6	80	15,0	155
J.18HLARFID	18	23,0	24,5	25	6	80	18,0	160
J.19HLARFID	19	24,0	25,0	25	6	80	18,0	160
J.21HLARFID	21	26,0	27,0	25	6	80	18,0	175
J.22HLARFID	22	28,0	29,0	25	6	80	21,0	200
J.24HLARFID	24	30,0	31,0	25	6	80	24,0	230



FLUO

RFID



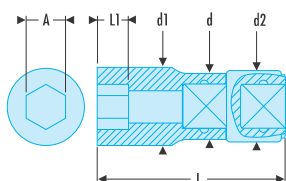
RFID 3/8" LONG-REACH SOCKETS

J.LA - 3/8" long-reach metric 12-point sockets - RFID



NF ISO 1711-1, ISO 1711-1

- Tool with built-in RFID chip for workshop traceability.
- Chip integration by Facom guarantees maximum detection and strength, while preserving the tool's ergonomics.
- Radio frequency identification requires appropriate storage equipment.
- OGV® profile: more powerful tightening, preserves fasteners.
- Long-reach sockets for long recess or thread access.
- Metric dimensions : from 7 to 24 mm.
- Finish: bright chrome.



RFID	A [mm]	d [mm]	d1 [mm]	d2 [mm]	12 [mm]	L [mm]	L1 [mm]	ΔΔ [g]
J.7LARFID	7	17,3	10,6	25	12	75	6,0	95
J.8LARFID	8	17,3	12,0	25	12	75	7,5	100
J.9LARFID	9	17,3	13,0	25	12	75	7,5	100
J.10LARFID	10	17,3	14,5	25	12	75	9,0	100
J.11LARFID	11	17,3	16,0	25	12	75	10,5	105
J.12LARFID	12	17,3	16,8	25	12	75	12,0	105
J.13LARFID	13	17,2	18,0	25	12	75	12,0	105
J.14LARFID	14	17	20,0	25	12	75	15,0	110

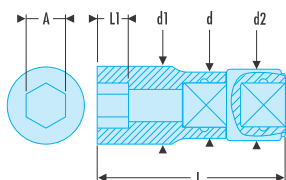
RFID	A [mm]	d [mm]	d1 [mm]	d2 [mm]	12 [mm]	L [mm]	L1 [mm]	ΔΔ [g]
J.15LARFID	15	18	21,0	25	12	75	15,0	125
J.16LARFID	16	20	22,0	25	12	80	15,0	135
J.17LARFID	17	20	23,5	25	12	80	15,0	155
J.18LARFID	18	22	24,5	25	12	80	18,0	160
J.19LARFID	19	23	25,0	25	12	80	18,0	160
J.21LARFID	21	24	27,0	25	12	80	18,0	175
J.22LARFID	22	26	29,0	25	12	80	21,0	200
J.24LARFID	24	30	31,0	25	12	80	21,0	230

J.LA - 3/8" inch 12-point sockets - RFID



ASME B107.110

- Tool with built-in RFID chip for workshop traceability.
- Chip integration by Facom guarantees maximum detection and strength, while preserving the tool's ergonomics.
- Radio frequency identification requires appropriate storage equipment.
- OGV® profile: more powerful tightening, preserves fasteners.
- Long-reach sockets for long recess or thread access.
- Dimensions in inches: from 1/4" to 1".
- Finish: bright chrome.



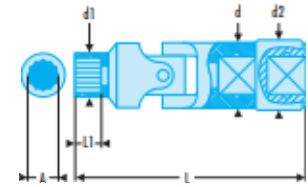
RFID	A ["]	d [mm]	d1 [mm]	d2 [mm]	12 [mm]	L [mm]	L1 [mm]	ΔΔ [g]
J.1/4LARFID	1/4	17,5	10,6	25	12	64,7	4,0	90
J.5/16LARFID	5/16	17,5	12,4	25	12	64,7	4,3	90
J.3/8LARFID	3/8	17,5	14,3	25	12	64,7	4,7	95
J.7/16LARFID	7/16	17,5	16,2	25	12	64,7	6,2	95
J.1/2LARFID	1/2	18,2	18,2	25	12	64,7	7,4	100
J.9/16LARFID	9/16	20,5	20,5	25	12	68	9,0	125
J.5/8LARFID	5/8	22,3	22,3	25	12	83,8	10,2	155

RFID	A ["]	d [mm]	d1 [mm]	d2 [mm]	12 [mm]	L [mm]	L1 [mm]	ΔΔ [g]
J.11/16LARFID	11/16	23,8	23,8	25	12	83,8	10,2	165
J.3/4LARFID	3/4	25,3	25,3	25	12	83,8	11,8	170
J.13/16LARFID	13/16	27,0	27,0	25	12	83,8	12,3	190
J.7/8LARFID	7/8	30,2	30,2	25	12	83,8	12,7	235
J.15/16LARFID	15/16	31,8	31,8	25	12	83,8	12,7	235
J.1PLARFID	1	33,4	33,4	25	12	83,8	12,7	235

■ J.F - 3/8" drive hinged inch 12-point sockets RFID

ASME B107.110

- Tool with built-in RFID chip for workshop traceability.
- Chip integration by Facom guarantees maximum detection and strength, while preserving the tool's ergonomics.
- Radio frequency identification requires appropriate storage equipment.
- OGV® profile: more powerful tightening, preserves fasteners.
- Compact solution used instead of universal joint.
- Dimensions in inches: from 3/8" to 3/4".
- Finish: bright chrome.



Socket	A ["]	d [mm]	d1 [mm]	d2 [mm]	12 [mm]	L [mm]	L1 [mm]	ΔΔ [g]
J.3/8FRFID	3/8	19	14,0	25	12	67,5	8,3	105
J.7/16FRFID	7/16	19	15,8	25	12	70,5	9,8	110
J.1/2FRFID	1/2	19	18,3	25	12	69	11,3	105
J.9/16FRFID	9/16	19	19,5	25	12	70,5	11,3	110

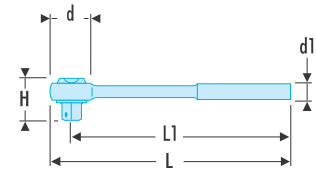
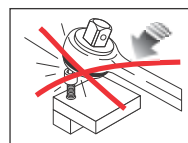
Socket	A ["]	d [mm]	d1 [mm]	d2 [mm]	12 [mm]	L [mm]	L1 [mm]	ΔΔ [g]
J.5/8FRFID	5/8	19	22,00	25	12	73,5	12,8	120
J.11/16FRFID	11/16	19	24,00	25	12	74,5	13,8	125
J.3/4FRFID	3/4	19	25,8	25	12	76,5	15,8	130

RFID 1/2" RATCHETS

■ 1/2" maintenance free pear head ratchet - RFID

NF ISO 3315, ISO 3315, DIN 3122, ASME B107.110

- Tool with built-in RFID chip for workshop traceability.
- Chip integration by Facom guarantees maximum detection and strength, while preserving the tool's ergonomics.
- Radio frequency identification requires appropriate storage equipment.
- Dust proof, maintenance free mechanism.
- 72 teeth mechanism for 5° increments.
- Drive direction switch allows easy reversal even with gloved or greasy hands.
- Palm control system - allows the operator to press down on the head avoiding risk of accidental reverse.
- Ultra-compact head.
- Hook for hanging when working at height.
- Ergonomic comfort grip handle design resistant to workshop chemicals and solvents.

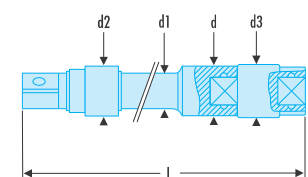


Model	d [mm]	d1 [mm]	H [mm]	L [mm]	L1 [mm]	ΔΔ [g]
SL.171RFID	37	32	37	262	245	470

■ S.RC - 1/2" drive locking extensions - RFID

NF ISO 3316, ISO 3316, DIN 3123, ASME B107.110

- Tool with built-in RFID chip for workshop traceability.
- Chip integration by Facom guarantees maximum detection and strength, while preserving the tool's ergonomics.
- Radio frequency identification requires appropriate storage equipment.
- Total safety as lock system prevents socket loss.
- Safety and instant release, by retracting knurled ring, for total user confidence.
- Positive locking for use with sockets with internal ball notch.
- Finish: bright chrome with phosphate-hardened ring.



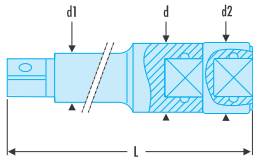
Model	d [mm]	d1 [mm]	d2 [mm]	d3 [mm]	E [mm]	L [mm]	ΔΔ [g]
S.210RCRFID	23	16,5	23	29	16,5	154	330
S.215RCRFID	23	16,5	23	29	16,5	274	530
S.217RCRFID	23	16,5	23	29	16,5	524	940



FLUO

RFID

■ S - 1/2" drive extensions - RFID



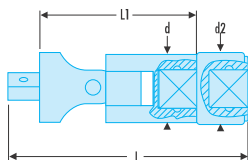
**NF ISO 3316, ISO 3316, DIN 3123, ASME B107.110**

- Tool with built-in RFID chip for workshop traceability.
- Chip integration by Facom guarantees maximum detection and strength, while preserving the tool's ergonomics.
- Radio frequency identification requires appropriate storage equipment.
- Finish: bright chrome.



Part No.	d [mm]	d1 [mm]	d2 [mm]	L [mm]	ΔΔ [g]
S.206RFID	23	16,5	29	54,9	170
S.208RFID	23	16,5	29	99	210

■ 1/2" universal joint - RFID



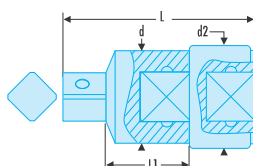
**NF ISO 3316, ISO 3316, DIN 3123, ASME B107.110**

- Tool with built-in RFID chip for workshop traceability.
- Chip integration by Facom guarantees maximum detection and strength, while preserving the tool's ergonomics.
- Radio frequency identification requires appropriate storage equipment.
- Spring-stiffened joint.
- Stays in position when reaching for fasteners.
- Significant time savings.
- Finish: bright chrome.



Part No.	d [mm]	d2 [mm]	L [mm]	L1 [mm]	ΔΔ [g]
S.240ARFID	23	29	90	51	240

■ 1/2" to 3/8" coupler - RFID



**NF ISO 1711-1, ISO 1711-1**

- Tool with built-in RFID chip for workshop traceability.
- Chip integration by Facom guarantees maximum detection and strength, while preserving the tool's ergonomics.
- Radio frequency identification requires appropriate storage equipment.
- Double 3/8" coupler
- Max torque: 212 N.m.
- Finish: bright chrome.



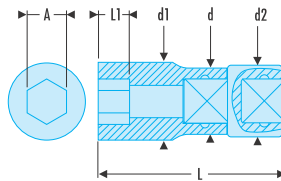
Part No.	d [mm]	d2 [mm]	L [mm]	L1 [mm]	ΔΔ [g]
S.230RFID	23	29	57,5	23	135

RFID 1/2" SOCKETS

■ S.H - 1/2" metric 6-point sockets - RFID

NF ISO 1711-1, ISO 1711-1

- Tool with built-in RFID chip for workshop traceability.
- Chip integration by Facom guarantees maximum detection and strength, while preserving the tool's ergonomics.
- Radio frequency identification requires appropriate storage equipment.
- OGV® profile: more powerful tightening, preserves fasteners.
- Metric dimensions : from 10 to 34 mm.
- Finish: bright chrome.



RFID	A [mm]	d [mm]	d1 [mm]	d2 [mm]	6 [mm]	L [mm]	L1 [mm]	ΔΔ [g]
S.10HRFID	10	22,8	15,3	29	6	60	7,8	130
S.11HRFID	11	22,8	16,5	29	6	60	9,0	135
S.12HRFID	12	22,8	17,8	29	6	60	9,5	135
S.13HRFID	13	22,8	18,9	29	6	60	10,4	135
S.14HRFID	14	22,8	20,2	29	6	60	10,5	140
S.15HRFID	15	22,8	21,4	29	6	60	12,0	140
S.16HRFID	16	21,6	22,6	29	6	60	12,0	140
S.17HRFID	17	23,1	24,1	29	6	60	13,0	145
S.18HRFID	18	23,4	25,5	29	6	60	13,0	150

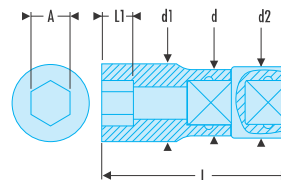
RFID	A [mm]	d [mm]	d1 [mm]	d2 [mm]	6 [mm]	L [mm]	L1 [mm]	ΔΔ [g]
S.19HRFID	19	24,6	26,6	29	6	60	14,0	150
S.21HRFID	21	25,1	29,1	29	6	62	16,0	175
S.22HRFID	22	26,4	30,4	29	6	62	16,5	185
S.24HRFID	24	28,7	32,7	29	6	62	16,5	210
S.27HRFID	27	29,2	36,6	29	6	68	19,0	220
S.30HRFID	30	33,0	40,4	29	6	68	20,0	285
S.32HRFID	32	35,1	42,6	29	6	68	20,0	295
S.34HRFID	34	37,5	44,9	29	6	68	20,0	320

RFID 1/2" LONG-REACH SOCKETS

■ S.HLA - 1/2" long-reach metric 6-point sockets - RFID

NF ISO 1711-1, ISO 1711-1

- Tool with built-in RFID chip for workshop traceability.
- Chip integration by Facom guarantees maximum detection and strength, while preserving the tool's ergonomics.
- Radio frequency identification requires appropriate storage equipment.
- OGV® profile: more powerful tightening, preserves fasteners.
- Long-reach sockets for long recess or thread access.
- Metric dimensions : from 12 to 32 mm.
- Finish: bright chrome.



RFID	A [mm]	d [mm]	d1 [mm]	d2 [mm]	6 [mm]	L [mm]	L1 [mm]	ΔΔ [g]
S.12HLARFID	12	21	17,8	29	6	101	12	185
S.13HLARFID	13	21,8	19,0	29	6	101	12	195
S.14HLARFID	14	21,8	20,3	29	6	101	15	200
S.15HLARFID	15	21,8	21,5	29	6	101	15	205
S.16HLARFID	16	22,0	22,8	29	6	101	15	210
S.17HLARFID	17	23,0	24,0	29	6	101	15	220
S.18HLARFID	18	24,0	25,0	29	6	101	18	240

RFID	A [mm]	d [mm]	d1 [mm]	d2 [mm]	6 [mm]	L [mm]	L1 [mm]	ΔΔ [g]
S.19HLARFID	19	25,0	26,5	29	6	101	18	240
S.21HLARFID	21	27,0	29,0	29	6	101	18	280
S.22HLARFID	22	28,0	30,0	29	6	101	21	295
S.24HLARFID	24	30,0	32,8	29	6	101	24	335
S.27HLARFID	27	33,0	36,5	29	6	101	27	390
S.30HLARFID	30	36,0	40,0	29	6	101	30	435
S.32HLARFID	32	38,0	42,8	29	6	101	33	490

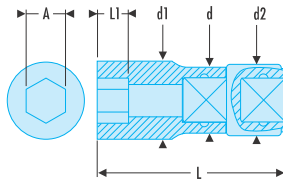


FLUO

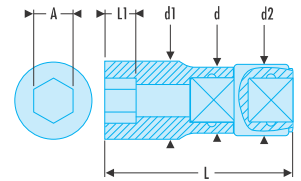
RFID

RFID 1/2" SOCKETS

S - 1/2" metric 12-point sockets - RFID



S - 1/2" inch 12-point sockets - RFID



NF ISO 1711-1, ISO 1711-1

- Tool with built-in RFID chip for workshop traceability.
- Chip integration by Facom guarantees maximum detection and strength, while preserving the tool's ergonomics.
- Radio frequency identification requires appropriate storage equipment.
- OGV® profile: more powerful tightening, preserves fasteners.
- Dimensions in inches: from 3/8" to 1 1/4".
- Finish: bright chrome.

ASME B107.1

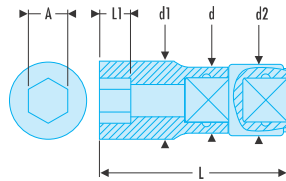
- Tool with built-in RFID chip for workshop traceability.
- Chip integration by Facom guarantees maximum detection and strength, while preserving the tool's ergonomics.
- Radio frequency identification requires appropriate storage equipment.
- OGV® profile: more powerful tightening, preserves fasteners.
- Long-reach sockets for long recess or thread access.
- Metric dimensions : from 12 to 32 mm.
- Finish: bright chrome.

RFID	A [mm]	d [mm]	d1 [mm]	d2 [mm]	12 [mm]	L [mm]	L1 [mm]	ΔΔ [g]
S.10RFID	10	22,8	15,3	29	12	60	7,8	130
S.11RFID	11	22,8	16,5	29	12	60	9,0	135
S.12RFID	12	22,8	17,8	29	12	60	9,5	135
S.13RFID	13	22,8	18,9	29	12	60	10,4	135
S.14RFID	14	22,8	20,2	29	12	60	10,5	140
S.15RFID	15	22,8	21,4	29	12	60	12,0	140
S.16RFID	16	21,6	22,6	29	12	60	12,0	140
S.17RFID	17	23,1	24,1	29	12	60	13,0	145
S.18RFID	18	23,4	25,4	29	12	60	13,0	150
S.19RFID	19	24,6	26,6	29	12	60	14,0	150
S.21RFID	21	25,1	29,1	29	12	62	16,0	175
S.22RFID	22	26,4	30,4	29	12	62	16,5	185
S.24RFID	24	28,7	32,7	29	12	62	16,5	210
S.27RFID	27	29,2	36,6	29	12	68	19,0	225
S.30RFID	30	33,0	40,4	29	12	68	20,0	265
S.32RFID	32	35,1	42,5	29	12	68	20,0	280
S.34RFID	34	37,5	44,9	29	12	68	20,0	305

RFID	A ["]	d [mm]	d1 [mm]	d2 [mm]	12 [mm]	L [mm]	L1 [mm]	ΔΔ [g]
S.3/8RFID	3/8	22,8	14,7	29	12	60	7,8	130
S.7/16RFID	7/16	22,8	16,5	29	12	60	9,0	135
S.1/2RFID	1/2	22,8	18,9	29	12	60	10,4	135
S.9/16RFID	9/16	22,8	20,2	29	12	60	10,5	140
S.19/32RFID	19/32	22,8	21,4	29	12	60	12,0	140
S.5/8RFID	5/8	21,6	22,6	29	12	60	12,0	145
S.21/32RFID	21/32	23,1	24,1	29	12	60	13,0	145
S.11/16RFID	11/16	22,6	24,6	29	12	60	13,0	155
S.3/4RFID	3/4	25,0	27,0	29	12	60	14,0	150
S.25/32RFID	25/32	25,9	27,9	29	12	60	14,0	155
S.13/16RFID	13/16	24,6	28,6	29	12	62	16,0	180
S.7/8RFID	7/8	26,4	30,4	29	12	62	16,5	180
S.15/16RFID	15/16	28,7	32,7	29	12	62	16,5	215
S.31/32RFID	31/32	27,7	34,1	29	12	62	16,5	215
S.1PRFID	1	28,3	34,7	29	12	62	16,5	225
S.1P1/16RFID	1 1/16	29,2	36,6	29	12	68	19,0	230
S.1P1/8RFID	1 1/8	31,3	38,7	29	12	68	20,0	250
S.1P3/16RFID	1 3/16	33,0	40,4	29	12	68	20,0	265
S.1P1/4RFID	1 1/4	35,1	42,5	29	12	68	20,0	285

RFID 1/2" LONG-REACH SOCKETS

S.LA - 1/2" long-reach metric 12-point sockets - RFID

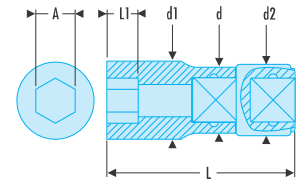


NF ISO 1711-1, ISO 1711-1

- Tool with built-in RFID chip for workshop traceability.
- Chip integration by Facom guarantees maximum detection and strength, while preserving the tool's ergonomics.
- Radio frequency identification requires appropriate storage equipment.
- OGV® profile: more powerful tightening, preserves fasteners.
- Long-reach sockets for long recess or thread access.
- Dimensions in inches: from 1/2" to 1 1/4.
- Finish: bright chrome.

RFID	A [mm]	d [mm]	d1 [mm]	d2 [mm]	12 [mm]	L [mm]	L1 [mm]	ΔΔ [g]
S.12LARFID	12	21,0	17,8	29	12	101	12	185
S.13LARFID	13	21,8	19,0	29	12	101	12	195
S.14LARFID	14	21,8	20,3	29	12	101	15	205
S.15LARFID	15	21,8	21,5	29	12	101	15	205
S.16LARFID	16	22,0	22,8	29	12	101	15	215
S.17LARFID	17	23,0	24,0	29	12	101	15	225
S.18LARFID	18	24,0	25,0	29	12	101	18	240
S.19LARFID	19	25,0	26,5	29	12	101	18	260
S.21LARFID	21	27,0	29,0	29	12	101	18	290
S.22LARFID	22	28,0	30,0	29	12	101	21	295
S.24LARFID	24	30,0	32,8	29	12	101	24	335
S.27LARFID	27	33,0	36,5	29	12	101	27	395
S.30LARFID	30	36,0	40,0	29	12	101	30	445
S.32LARFID	32	36,0	42,8	29	12	101	33	495

S.LA - 1/2" inch 12-point sockets - RFID



ASME B107.110

- Tool with built-in RFID chip for workshop traceability.
- Chip integration by Facom guarantees maximum detection and strength, while preserving the tool's ergonomics.
- Radio frequency identification requires appropriate storage equipment.
- OGV® profile: more powerful tightening, preserves fasteners.
- Long-reach sockets for long recess or thread access.
- Dimensions in inches: from 1/2" to 1 1/4.
- Finish: bright chrome.

RFID	A ["]	d [mm]	d1 [mm]	d2 [mm]	12 [mm]	L [mm]	L1 [mm]	ΔΔ [g]
S.1/2LARFID	1/2	22,3	19,0	29	12	106,2	8,1	215
S.9/16LARFID	9/16	22,3	20,6	29	12	106,2	9,6	220
S.5/8LARFID	5/8	22,3	22,3	29	12	106,2	10,9	230
S.11/16LARFID	11/16	24,4	24,4	29	12	106,2	10,9	240
S.3/4LARFID	3/4	26,9	26,9	29	12	106,2	12,4	245
S.13/16LARFID	13/16	28,7	28,7	29	12	106,2	12,9	255
S.7/8LARFID	7/8	30,2	30,2	29	12	106,2	14,0	280
S.15/16LARFID	15/16	31,7	31,7	29	12	106,2	15,0	305
S.1PLARFID	1	33,3	33,3	29	12	106,2	15,2	335
S.1P1/16LARFID	1 1/16	36,5	36,5	29	12	106,2	16,0	400
S.1P1/8LARFID	1 1/8	38,1	38,1	29	12	106,2	16,7	430
S.1P1/4LARFID	1 1/4	42,9	42,9	29	12	106,2	16,7	510



## RFID "HIGH PERFORMANCE" CLICK WRENCHES

## ■ 306D - Click wrenches without accessories - RFID



## NF EN ISO 6789, ISO 6789, DIN EN ISO 6789

- Tool with built-in RFID chip for workshop traceability.
- Chip integration by Facom guarantees maximum detection and strength, while preserving the tool's ergonomics.
- Radio frequency identification requires appropriate storage equipment.
- Factory accuracy:  $\pm 6\%$ . - Reliability of mechanism: 50,000 cycles.
- Compact wrench for confined access. - Ratchet with 72 teeth ( $5^\circ$ ) for use with sockets.
- One-way wrench. - Numbered wrench supplied with ISO 6789 calibration certificate.



	Attachement	Capacity [N.m]	Graduation [N.m]	L [mm]	$\Delta\Delta$ [g]
<b>R.304DARFID</b>	9 x 12	1 - 5	0,05	211,5	350
<b>R.306-25DRFID</b>	9 x 12	5 - 25	0,10	271	510
<b>J.306-50DRFID</b>	9 x 12	10 - 50	1,00	357	960
<b>S.306-100DRFID</b>	9 x 12	20 - 100	1,00	437	1100
<b>S.306-200DRFID</b>	14 x 18	40 - 200	1,00	515	1300
<b>S.306-350DRFID</b>	14 x 18	70 - 350	2,00	725	1800

## ■ "Low torque" click wrench with fixed ratchet - RFID



## NF EN ISO 6789, ISO 6789, DIN EN ISO 6789

- Tool with built-in RFID chip for workshop traceability.
- Chip integration by Facom guarantees maximum detection and strength, while preserving the tool's ergonomics.
- Radio frequency identification requires appropriate storage equipment.
- Factory accuracy:  $\pm 2\%$ . - Reliability of mechanism: - 50,000 cycles.
- Click wrenches with dual lbf.in and N.m graduation.
  - Full metal wrenches with knurled handle.
- Reversible model.
  - Numbered wrenches supplied with ISO 6789 calibration certificate.



	Capacity [N.m]	Square ["]	Graduation [N.m]	L [mm]	$\Delta\Delta$ [g]
<b>R.306-5RFID</b>	1 - 5	1/4	0,05	215	360

▪ **R-J.306U - Click wrenches with dual lbf.in and N.m graduation - RFID**

NF EN ISO 6789, ISO 6789, DIN EN ISO 6789

- Tool with built-in RFID chip for workshop traceability.
- Chip integration by Facom guarantees maximum detection and strength, while preserving the tool's ergonomics.
- Radio frequency identification requires appropriate storage equipment.
- Ability to keep the wrench parallel with the tightening plane.
- Use with 3/8" and 1/2" ratchets and drive squares.
- Max diam. size: 45 mm.
- Length: 66 mm.



Icon	Attachement	Capacity [lbf.in]	Square ["]	Graduation [lbf.in]	L [mm]	ΔΔ [g]
R.306URFID	9 x 12	40 - 200	1/4	1	303,7	520
J.306URFID	9 x 12	200 - 1000	3/8	5	397	1100

▪ **Swivel handle - RFID**

- Tool with built-in RFID chip for workshop traceability.
- Chip integration by Facom guarantees maximum detection and strength, while preserving the tool's ergonomics.
- Radio frequency identification requires appropriate storage equipment.
- Allows to maintain the wrench parallel with the tightening plane.
- Use with 3/8" and 1/2" ratchets and drive squares.
- Max diam. size: 45 mm.



Icon	L [mm]	ΔΔ [g]
S.305PRFID	66	130



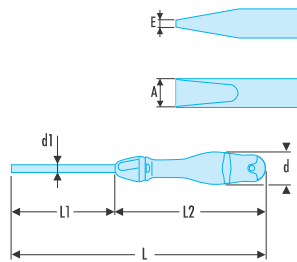
FLUO

RFID



RFID PROTWIST® SCREWDRIVERS

■ AN-AW - PROTWIST® screwdrivers for slotted head screws - RFID

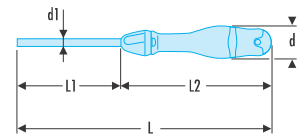


NF ISO 2380-1, NF ISO 2380-2, ISO 2380-1, ISO 2380-2, DIN ISO 2380-1, DIN ISO 2380-2, ASME B107.600

- Tool with built-in RFID chip for workshop traceability.
- Chip integration by Facom guarantees maximum detection and strength, while preserving the tool's ergonomics.
- Radio frequency identification requires appropriate storage equipment.
- Silicon carbon blade: strong and resistant to flexion.
- Bi-material grip resists to impacts, abrasion, and chemicals.

Model	A [mm]	d [mm]	d2 [mm]	E [mm]	L [mm]	L1 [mm]	L2 [mm]	ΔΔ [g]
AN2X75FRFID	2,0	19	2,0	0,4	169	58	94	60
AN2.5X75FRFID	2,5	19	2,5	0,4	169	58	94	65
AN3X100FRFID	3,0	25	3,0	0,5	203	83	103	75
AN3.5X100FRFID	3,5	25	3,5	0,6	203	82	103	85
AN4X100FRFID	4,0	30	4,0	0,8	209	82	109	90
AN4X150FRFID	4,0	30	4,0	0,8	259	132	109	95
AN5.5X150FRFID	5,5	30	5,5	1,0	259	132	109	135
AN6.5X150FRFID	6,5	36	6,5	1,2	270	131	120	180
AW8X150FRFID	8	40	7	1,2	275	131	125	260
AW10X200FRFID	10	40	9	1,6	325	181	125	295

■ ANP - PROTWIST® screwdrivers for Phillips® screws - RFID

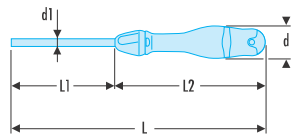


NF ISO 8764-1, NF ISO 8764-2, ISO 8764-1, ISO 8764-2, DIN ISO 8764-1, DIN ISO 8764-2, ASME B107.600

- Tool with built-in RFID chip for workshop traceability.
- Chip integration by Facom guarantees maximum detection and strength, while preserving the tool's ergonomics.
- Radio frequency identification requires appropriate storage equipment.
- Silicon carbon blade: strong and resistant to flexion.
- Bi-material grip resists to impacts, abrasion, and chemicals.
- Finish: black tipped mat chromed round blade.

Model	d [mm]	d2 [mm]	L [mm]	L1 [mm]	L2 [mm]	Phillips [No]	ΔΔ [g]
ANP0X75FRFID	2,5	3,0	178	57	103	PH0	85
ANP1X100FRFID	3,0	4,5	209	82	109	PH1	120
ANP1X250FRFID	3,0	4,5	359	232	109	PH1	140
ANP2X125FRFID	3,6	6,0	245	106	120	PH2	170
ANP2X250FRFID	3,6	6,0	370	231	120	PH2	195
ANP2X400FRFID	3,6	6,0	520	381	120	PH2	230
ANP3X150FRFID	4,0	8,0	275	131	125	PH3	235
ANP1X35FRFID	3,6	4,5	91	25	56	PH1	70
ANP2X35FRFID	3,6	6,0	91	25	56	PH2	75

■ **AND - PROTWIST® screwdrivers for Pozidriv® screws - RFID**

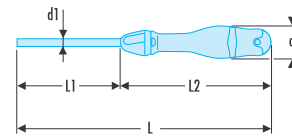


NF ISO 8764-1, NF ISO 8764-2, ISO 8764-1, ISO 8764-2, DIN ISO 8764-1, DIN ISO 8764-2, ASME B107.600

- Tool with built-in RFID chip for workshop traceability.
- Chip integration by Facom guarantees maximum detection and strength, while preserving the tool's ergonomics.
- Radio frequency identification requires appropriate storage equipment.
- Compliant with Resistorx® specifications.
- Silicon carbon blade: strong and resistant to flexion.
- Bi-material grip resists to impacts, abrasion, and chemicals.
- Finish: black tipped mat chromed blade.

	d [mm]	d2 [mm]	L [mm]	L1 [mm]	L2 [mm]	Phillips [No]	ΔΔ [g]
<b>AND0X75FRFID</b>	25	3,0	178	57	103	PZ0	85
<b>AND1X100FRFID</b>	30	4,5	209	82	109	PZ1	120
<b>AND1X250FRFID</b>	30	4,5	359	232	109	PZ1	140
<b>AND2X125FRFID</b>	36	6,0	245	106	120	PZ2	170
<b>AND2X250FRFID</b>	36	6,0	370	231	120	PZ2	195
<b>AND3X150FRFID</b>	40	8,0	275	131	125	PZ3	235
<b>AND1X35FRFID</b>	36	4,5	91	25	56	PZ1	70
<b>AND2X35FRFID</b>	36	6,0	91	25	56	PZ2	75

■ **ANXR - PROTWIST® screwdrivers for Resistorx® screws - RFID**



- Tool with built-in RFID chip for workshop traceability.
- Chip integration by Facom guarantees maximum detection and strength, while preserving the tool's ergonomics.
- Radio frequency identification requires appropriate storage equipment.
- Bi-material grip resists to impacts, abrasion, and chemicals.

	A [mm]	d [mm]	d2 [mm]	L [mm]	L1 [mm]	L2 [mm]	Resistorx [No]	ΔΔ [g]
<b>ANXR10X75FRFID</b>	2,74	25	3,0	184	57	109	TT10	90
<b>ANXR15X75FRFID</b>	3,26	30	3,5	185	57	110	TT15	105
<b>ANXR20X100FRFID</b>	3,84	36	4,0	220	81	120	TT20	110
<b>ANXR25X100FRFID</b>	4,40	36	5,0	220	81	120	TT25	155
<b>ANXR27X100FRFID</b>	4,96	36	5,5	220	81	120	TT27	155
<b>ANXR30X125FRFID</b>	5,49	36	6,0	245	106	120	TT30	170
<b>ANXR40X150FRFID</b>	6,60	40	7,0	275	131	125	TT40	215



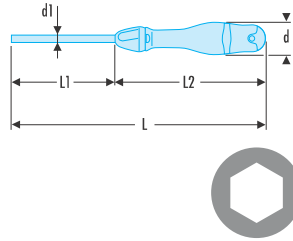
FLUO

RFID



RFID PROTWIST® HEXAGONAL KEY

- **AWSH.F - PROTWIST® handle hexagonal key - spherical head - RFID**

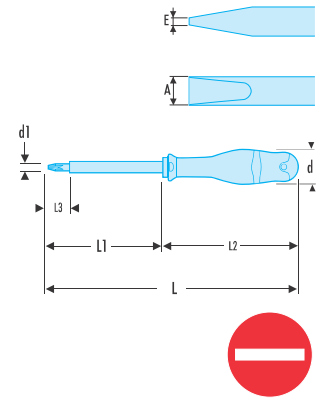


- Tool with built-in RFID chip for workshop traceability.
- Chip integration by Facom guarantees maximum detection and strength, while preserving the tool's ergonomics.
- Radio frequency identification requires appropriate storage equipment.
- For your safety, each screwdriver is tested individually at 10,000 Volt for 10 seconds, at the end of the manufacturing cycle.
- 1,000 Volt sheathed round blade.
- Milled blade: --> 5.5 mm included.
- Fillet blade: 6.5 --> 12 mm.
- Bi-material grip resists to impacts, abrasion, and chemicals.

	A [mm]	d [mm]	d2 [mm]	L [mm]	L1 [mm]	L2 [mm]	ΔΔ [g]
<b>AWSH2X75FRFID</b>	2	19	2,0	169	58	94	75
<b>AWSH2.5X75FRFID</b>	2,5	19	2,5	169	58	94	75
<b>AWSH3X75FRFID</b>	3	19	3,0	169	58	94	75
<b>AWSH4X75FRFID</b>	4	25	4,0	178	57	103	85
<b>AWSH5X100FRFID</b>	5	30	5,0	208	82	109	120
<b>AWSH6X100FRFID</b>	6	36	6,0	220	81	120	160
<b>AWSH8X100FRFID</b>	8	36	8,0	220	81	120	220

RFID INSULATED SCREWDRIVERS

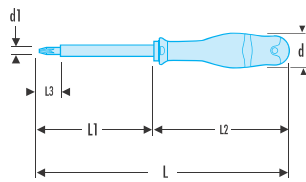
- **A.VE - PROTWIST® 1,000 Volt insulated screwdrivers for slotted-head screws - RFID**



- Tool with built-in RFID chip for workshop traceability.
- Chip integration by Facom guarantees maximum detection and strength, while preserving the tool's ergonomics.
- Radio frequency identification requires appropriate storage equipment.
- For your safety, each screwdriver is tested individually at 10,000 Volt for 10 seconds, at the end of the manufacturing cycle.
- 1,000 Volt sheathed round blade.
- Bi-material grip resists to impacts, abrasion, and chemicals.

	A [mm]	d [mm]	E [mm]	L [mm]	L1 [mm]	L2 [mm]	L3 [mm]	ΔΔ [g]
<b>A2X75VERFID</b>	2,0	19	0,4	170	58	95	18	65
<b>A2.5X75VERFID</b>	2,5	25	0,4	178	58	103	18	75
<b>A3X75VERFID</b>	3,0	25	0,5	178	58	103	18	80
<b>A3.5X100VERFID</b>	3,5	25	0,6	204	82	104	18	85
<b>A4X100VERFID</b>	4,0	30	0,8	210	82	110	18	90
<b>A5.5X125VERFID</b>	5,5	30	1,0	235	106,5	110	18	130
<b>A6.5X150VERFID</b>	6,5	36	1,2	270	131	120	18	160
<b>A8X150VERFID</b>	8,0	40	1,2	275	131	125	18	200

AP.VE - PROTWIST® 1,000 Volt insulated screwdrivers for Phillips® head screws - RFID

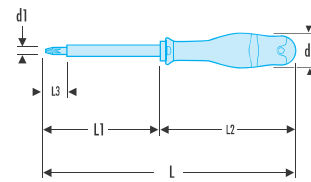


NF ISO 8764-1, NF ISO 8764-2, NF EN 60900, ISO 8764-1, ISO 8764-2, EN 60900, DIN ISO 8764-1, DIN ISO 8764-2, DIN EN 60900, ASME B107.600

- Tool with built-in RFID chip for workshop traceability.
- Chip integration by Facom guarantees maximum detection and strength, while preserving the tool's ergonomics.
- Radio frequency identification requires appropriate storage equipment.
- For your safety, each screwdriver is tested individually at 10,000 Volt for 10 seconds, at the end of the manufacturing cycle.
- 1,000 Volt sheathed round blade.
- Bi-material grip resists to impacts, abrasion, and chemicals.

	d [mm]	d1 [mm]	L [mm]	L1 [mm]	L2 [mm]	L3 [mm]	Phillips [No]	ΔΔ [g]
AP1X100VERFID	30	4,5	210	81,5	110	18	PH1	120
AP2X125VERFID	36	6,0	245	106	120	18	PH2	170

AD.VE - PROTWIST® 1,000 Volt insulated screwdrivers for Pozidriv® head screws - RFID



NF ISO 8764-1, NF ISO 8764-2, NF EN 60900, ISO 8764-1, ISO 8764-2, EN 60900, DIN ISO 8764-1, DIN ISO 8764-2, DIN EN 60900, ASME B107.600

- Tool with built-in RFID chip for workshop traceability.
- Chip integration by Facom guarantees maximum detection and strength, while preserving the tool's ergonomics.
- Radio frequency identification requires appropriate storage equipment.
- Very compact sleeve.
- Positive grip.
- Keys on 90° end stop for tightening.
- Keys in silicon steel issued from series 82H.
- Finish: phosphate-coated.

	d [mm]	d1 [mm]	L [mm]	L1 [mm]	L2 [mm]	L3 [mm]	Pozidriv [No]	ΔΔ [g]
AD1X100VERFID	30	4,5	209	81,5	109	18	PZ1	120
AD2X125VERFID	36	6,0	245	106	120	18	PZ2	170

86H - Hexagon keys on sleeve - RFID

- Tool with built-in RFID chip for workshop traceability.
- Chip integration by Facom guarantees maximum detection and strength, while preserving the tool's ergonomics.
- Radio frequency identification requires appropriate storage equipment.
- Capacity: 44 mm.
- Ideal for confined spaces: long reach thin noses.
- Double heat-treated tips: high wear resistance, hardness 60/62 HRC.
- Finish: chrome finish, ergonomic grips.

	d [mm]	d1 [mm]	6 [mm]	6 [°]	L [mm]	L1 [mm]	ΔΔ [g]
86H.JE7AFRFID	30	24	2,5 - 3,0 - 4,0 - 5,0 - 6,0 - 8,0 - 10,0	-	138	37	415
86H.JE7BFRFID	22	18	1,5 - 2,0 - 2,5 - 3,0 - 4,0 - 5,0 - 6,0	-	118	33	160
86H.JU6FRFID	30	24	-	5/32 - 3/16 - 7/32 - 1/4 - 5/16 - 3/8	138	37	430
86H.JU7FRFID	22	18	-	1/16 - 5/64 - 3/32 - 1/8 - 5/32 - 3/16 - 1/4	118	33	155




FLUO

RFID

RFID MEASURING

Stainless steel rule - 2 sides - RFID



- Tool with built-in RFID chip for workshop traceability.
- Chip integration by Facom guarantees maximum detection and strength, while preserving the tool's ergonomics.
- Radio frequency identification requires appropriate storage equipment.
- Engraved on both sides.
- One edge in mm - One edge in 1/2 mm.
- Stainless steel 18 % Cr - 8 % Ni.
- Anti-reflection treatment.
- Class II as per regulations applies to rules with a length above or equal to 500 mm.

	L [mm]	L1 [mm]	L2 [m]	ΔΔ [g]
<b>DELA.1051.03RFID</b>	200	13	0,5	45

ABS body tape measure - RFID

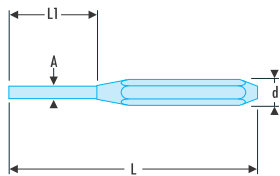


- Tool with built-in RFID chip for workshop traceability.
- Chip integration by Facom guarantees maximum detection and strength, while preserving the tool's ergonomics.
- Radio frequency identification requires appropriate storage equipment.
- Ergonomic, ABS material.
- Tape with mat anti-reflection nylon tape.
- High strength tape.
- High strength cover hook:
  - 2 rivets with stainless reinforcement plate on the 2 and 3 m.
  - 3 rivets with stainless reinforcement plate on the 5 and 8 m.
- Interior measurements by adding the L dimension (see table).

	E [mm]	H [mm]	L [mm]	L1 [mm]	L2 [m]	ΔΔ [g]
<b>893.316FLUORFID</b>	27	60	60	16	3	160

RFID STRIKING TOOLS

249 - Standard drift punches - RFID



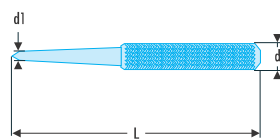
	A [mm]	d [mm]	L [mm]	L1 [mm]	ΔΔ [g]
<b>249.2RFID</b>	1,9	10	115	30	40
<b>249.3RFID</b>	2,9	10	125	40	45
<b>249.4RFID</b>	3,9	12	150	50	75
<b>249.5RFID</b>	4,9	12	165	50	85

NF E 71-211, DIN 6450, ASME B107.410

- Tool with built-in RFID chip for workshop traceability.
- Chip integration by Facom guarantees maximum detection and strength, while preserving the tool's ergonomics.
- Radio frequency identification requires appropriate storage equipment.
- Hexagonal shank, high-strength steel tip, hardened to 53-58 HRC.
- Zinc-plated finish.

	A [mm]	d [mm]	L [mm]	L1 [mm]	ΔΔ [g]
<b>249.6RFID</b>	5,9	14	180	50	130
<b>249.8RFID</b>	7,9	14	200	50	170
<b>249.10RFID</b>	9,9	18	200	50	230

256 - Precision centre punches - RFID



NF E 71-211, DIN 7250, ASME B107.410

- Tool with built-in RFID chip for workshop traceability.
- Chip integration by Facom guarantees maximum detection and strength, while preserving the tool's ergonomics.
- Radio frequency identification requires appropriate storage equipment.
- Chrome-vanadium steel forged, hardened to 52 to 58 HRC.
- Presentation: knurled body.
- Zinc-plated finish.

	d [mm]	d1 [mm]	L [mm]	ΔΔ [g]
<b>256.4RFID</b>	10	4	105	35
<b>256.6RFID</b>	12	6	115	55
<b>256.8RFID</b>	14	8	130	80

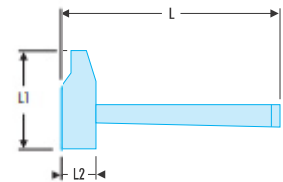
RFID HAMMER

200H - Graphite handle riveting engineers hammer - RFID

NF ISO 15601, ISO 15601

- Tool with built-in RFID chip for workshop traceability.
- Chip integration by Facom guarantees maximum detection and strength, while preserving the tool's ergonomics.
- Radio frequency identification requires appropriate storage equipment.
- High security Hickery handle.
- Triple wedge design - 1 wooden and 2 metal wedges.

Model	L [mm]	L1 [mm]	L2 [mm]	ΔΔ [g]
200H.26RFID	245	80	25	345
200H.30RFID	270	93	30	470
200H.32RFID	300	100	32	585
200H.40RFID	330	108	40	1000
200H.60RFID	380	151	60	2800

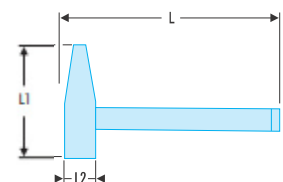


205H - Graphite handle DIN engineers hammer - RFID

DIN 1041, NF ISO 15601, ISO 15601

- Tool with built-in RFID chip for workshop traceability.
- Chip integration by Facom guarantees maximum detection and strength, while preserving the tool's ergonomics.
- Radio frequency identification requires appropriate storage equipment.
- High security Hickery handle.
- Triple wedge design - 1 wooden and 2 metal wedges.

Model	L [mm]	L1 [mm]	L2 [mm]	ΔΔ [g]
205H.20RFID	280	96	19	250
205H.30RFID	300	106	23	380
205H.50RFID	320	122	27	580
205H.80RFID	350	132	33	960
205H.100RFID	360	137	36	1100



FLUO

RFID

## RFID SAW

## "High performance" hacksaw frame - RFID



## NF E 73-073, DIN 6473

- Tool with built-in RFID chip for workshop traceability.
- Chip integration by Facom guarantees maximum detection and strength, while preserving the tool's ergonomics.
- Radio frequency identification requires appropriate storage equipment.
- Optimum and durable automatic blade tension control at 110 kg.
- Aluminium bow for maximum stiffness.
- Ergonomic handle for maximum cutting comfort.
- 8 blade positions.
- Ultra-fast blade changing.
- Takes 300 mm blade.
- Supplied with one blade.
- Spare blades: 668B.



RFID	Width l [mm]	L [mm]	ΔΔ [g]
603RFID	145	440	850

## RFID CUTTER

## 18 mm automatically reloading utility knife - RFID



- Tool with built-in RFID chip for workshop traceability.
- Chip integration by Facom guarantees maximum detection and strength, while preserving the tool's ergonomics.
- Radio frequency identification requires appropriate storage equipment.
- Productivity, accessibility, safety.
- Automatically reloading snap-off blades.
- Ergonomic soft ABS handle.
- Stainless steel blade guide.
- Blade lock knob.
- 6-blade cartridge.
- Integral blade snapper.



RFID	H [mm]	L [mm]	ΔΔ [g]
844,S18RFID	47	172	190

## RFID KNIFE

## Safety knife with retractable blade - RFID



- Tool with built-in RFID chip for workshop traceability.
- Chip integration by Facom guarantees maximum detection and strength, while preserving the tool's ergonomics.
- Radio frequency identification requires appropriate storage equipment.
- Safety knife.
- Blade automatically retracts after use.
- Zamak body.
- ABS cursor, front or side thumb control.
- Supplied with 3 blades (1 factory-mounted and 2 in the body).



RFID	H mini - maxi [mm]	L [mm]	ΔΔ [g]
844,DRFID	40,5 - 44,0	176	215

▪ Lock-back knife with bi-material handle - RFID

- Tool with built-in RFID chip for workshop traceability.
- Chip integration by Facom guarantees maximum detection and strength, while preserving the tool's ergonomics.
- Radio frequency identification requires appropriate storage equipment.
- Blade in polished stainless steel. Blade partially smooth for accurate cutting and another serrated for powerful cutting.
- Quick one-handed opening.
- Knife at the tip of the knife: window breaker function.
- Safe: lock-back.
- Universal hanging hook.
- Clip at the back of the knife for direct hanging to the belt.
- Blade length 77 mm; closed length: 115 mm.
- Total length: 186 mm.
- Supplied in vertical nylon case which fastens to the belt.



Facom	L [mm]	ΔΔ [g]
840.FRFD	186	200

▪ Twin-blade electricians knife with plastic handle - RFID

- Tool with built-in RFID chip for workshop traceability.
- Chip integration by Facom guarantees maximum detection and strength, while preserving the tool's ergonomics.
- Radio frequency identification requires appropriate storage equipment.
- Electricians knife with blades suitable for cable work:
  - 1 straight hollow ground general-purpose blade (length: 65 mm).
  - 1 short curved blade, specially designed for cable work (length: 35 mm).
- Safe: lock-back for each blade.
- Length closed: 104 mm.
- Total length: 131/169 mm.



Facom	L [mm]	ΔΔ [g]
640180RFID	104	130



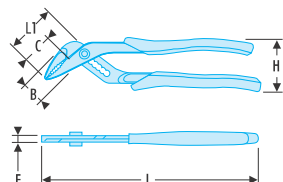

FLUO

RFID



RFID ENGINEERS PLIERS

High-performance multigrip plier - RFID



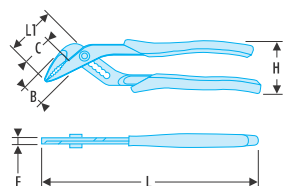
NF ISO 8976, ISO 8976, DIN ISO 8976, ASME B107.500

- Tool with built-in RFID chip for workshop traceability.
- Chip integration by Facom guarantees maximum detection and strength, while preserving the tool's ergonomics.
- Radio frequency identification requires appropriate storage equipment.
- Capacity : 44 mm.
- The closed position of the ergonomic comfort grip handles increases the tightening power.
- 62 HRC high-frequency treated jaws.
- Finish: chromed, bi-material ergonomic grips.



	B [mm]	C [mm]	E [mm]	E1 [mm]	H [mm]	L [mm]	L1 [mm]	ΔΔ [g]
<b>180.CPERFID</b>	30	35	8	22	60	250	58	380

181A - Locking twin slip-joint multigrip pliers - RFID



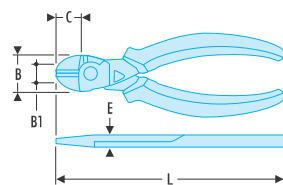
NF ISO 8976, ISO 8976, DIN ISO 8976, ASME B107.500

- Tool with built-in RFID chip for workshop traceability.
- Chip integration by Facom guarantees maximum detection and strength, while preserving the tool's ergonomics.
- Radio frequency identification requires appropriate storage equipment.
- Cutting edges designed to cleanly cut all types of wire: piano wire, soft wires and modern materials 200 kg/mm<sup>2</sup>).
- Minimum cutting force thanks to long lever arm and offset axis.
- High durability Chrome-Molybdenum-Vanadium steel, very hard cutting edges 61/63 HRC.
- Ergonomic grips resistant to chemical agents.
- Removable return spring.
- Finish: chromed.



	B [mm]	C [mm]	E [mm]	E1 [mm]	H [mm]	L [mm]	L1 [mm]	Capacity Nuts [mm]	ΔΔ [g]
<b>181A.18CPERFID</b>	22	24	7,5	20	52	185	48	36	250
<b>181A.25CPERFID</b>	28	28	7,5	22,5	58	245	54	41	380

192.CPE High-performance diagonal cutters RFID



NF ISO 5749, ISO 5749, DIN ISO 5749, ASME B107.500

- Tool with built-in RFID chip for workshop traceability.
- Chip integration by Facom guarantees maximum detection and strength, while preserving the tool's ergonomics.
- Radio frequency identification requires appropriate storage equipment.
- Snipe nose for confined space (electrical cabinets, wiring).
- Semi-flush cutting edges, designed to cleanly cut through all types of wire: hard wires (max. 160 Kg/mm<sup>2</sup>), thin copper wires, modern materials.
- Long lever arm, offset pivot for minimum cutting effort.
- High durability Chrome-Molybdenum-Vanadium steel, very hard cutting edges 61/63 HRC.
- Ergonomic grips resistant to chemical agents.
- Removable return spring.
- Finish: chromed.

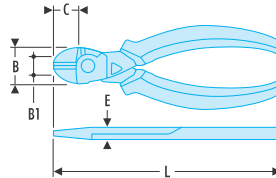



	B [mm]	C [mm]	d maxi [mm]	E [mm]	L [mm]	ΔΔ [g]
<b>192.16CPERFID</b>	24,0	180	1,6	10,0	160	220
<b>192.20CPERFID</b>	28,0	22,0	2,0	11,5	200	340

▪ **Electricians diagonal cutter - RFID**

NF ISO 5749, ISO 5749, DIN ISO 5749, ASME B107.500

- Tool with built-in RFID chip for workshop traceability.
- Chip integration by Facom guarantees maximum detection and strength, while preserving the tool's ergonomics.
- Radio frequency identification requires appropriate storage equipment.
- Snipe nose for confined space (electrical cabinets, wiring).
- Semi-flush cutting edges, designed to cleanly cut through all types of wire: hard wires (max. 160 Kg/mm<sup>2</sup>), thin copper wires, modern materials.
- Long lever arm, offset pivot for minimum cutting effort.
- High durability Chrome-Molybdenum-Vanadium steel, very hard cutting edges 61/63 HRc.
- Ergonomic grips resistant to chemical agents.
- Removable return spring.
- Finish: chromed.

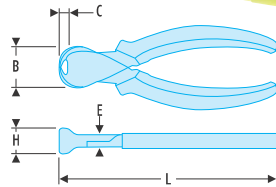


RFID	B [mm]	C [mm]	E [mm]	L [mm]	ΔΔ [g]
391.16CPE RFID	19	21	9	165	210

▪ **190.CPE - High-performance end cutter - RFID**

NF ISO 5748, ISO 5748, DIN ISO 5748, ASME B107.500

- Tool with built-in RFID chip for workshop traceability.
- Chip integration by Facom guarantees maximum detection and strength, while preserving the tool's ergonomics.
- Radio frequency identification requires appropriate storage equipment.
- Narrow, finely serrated tips with a pipe-grip.
- Side cutter for copper and hard steel wire (max. 160 kg/mm<sup>2</sup>).
- 185: straight nose.
- 195: 40° angled nose.
- Ergonomic grips resistant to chemical agents.
- Removable return spring.
- Finish: chromed.

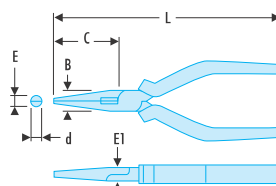


RFID	B [mm]	C [mm]	d maxi [mm]	E [mm]	L [mm]	ΔΔ [g]
190.16CPE RFID	28	6,5	1,6	11,5	160	220
190.20CPE RFID	31	7,5	2,0	13,5	200	360

▪ **185-195.CPE - Long half-round nose pliers - RFID**

NF ISO 5745, ISO 5745, DIN ISO 5745, ASME B107.500

- Tool with built-in RFID chip for workshop traceability.
- Chip integration by Facom guarantees maximum detection and strength, while preserving the tool's ergonomics.
- Radio frequency identification requires appropriate storage equipment.
- Narrow, finely serrated tips.
- Side cutter for copper and hard steel wire (max. 160 kg/mm<sup>2</sup>).
- Ergonomic grips resistant to chemical agents.
- Removable return spring.
- Finish: chromed.



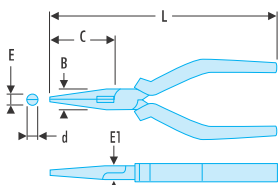
RFID	B [mm]	C [mm]	d [mm]	E [mm]	E1 [mm]	L [mm]	ΔΔ [g]
185.20CPE RFID	18	75	2,9	3,6	9	200	215
195.20CPE RFID	18	69	2,9	3,6	9	200	215



FLUO

RFID

193-195.CPE - Short half-round nose pliers - RFID



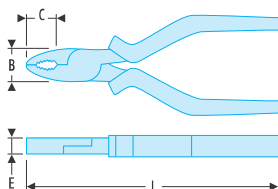
NF ISO 5745, ISO 5745, DIN ISO 5745, ASME B107.500

- Tool with built-in RFID chip for workshop traceability.
- Chip integration by Facom guarantees maximum detection and strength, while preserving the tool's ergonomics.
- Radio frequency identification requires appropriate storage equipment.
- Cutting edges designed to cut all types of wire: piano wire, soft wires and modern materials (Fe 200 kg/mm<sup>2</sup>).
- Long lever arm, offset pivot for minimum cutting effort.
- High durability Chrome-Molybdenum-Vanadium steel, very hard cutting edges 61/63 HRC.
- Ergonomic grips resistant to chemical agents.
- Removable return spring.
- Finish: chromed.



RFID	B [mm]	C [mm]	d [mm]	E [mm]	E1 [mm]	L [mm]	ΔΔ [g]
193.16CPERFID	17	50	2,5	3	9	160	200
195.16CPERFID	17	50	2,5	3	9	160	200

187.CPE - Combination pliers - RFID



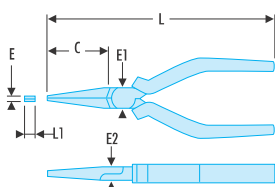
NF ISO 5746, ISO 5746, DIN ISO 5746, ASME B107.500

- Tool with built-in RFID chip for workshop traceability.
- Chip integration by Facom guarantees maximum detection and strength, while preserving the tool's ergonomics.
- Radio frequency identification requires appropriate storage equipment.
- Serrated nose for a firm grip.
- 188.E: snipe nose version for confined spaces.
- Ergonomic grips resistant to chemical agents.
- Removable return spring.
- Finish: chromed.



RFID	B [mm]	C [mm]	E [mm]	L [mm]	ΔΔ [g]
187.16CPERFID	21	34	9,5	165	215
187.18CPERFID	23	36	10,0	185	245

188 - Flat nose pliers - RFID



NF ISO 5745, ISO 5745, DIN ISO 5745, ASME B107.500

- Tool with built-in RFID chip for workshop traceability.
- Chip integration by Facom guarantees maximum detection and strength, while preserving the tool's ergonomics.
- Radio frequency identification requires appropriate storage equipment.
- Pliers for clear cutting multiple materials: from copper wire to piano wire up to 0.5 mm.



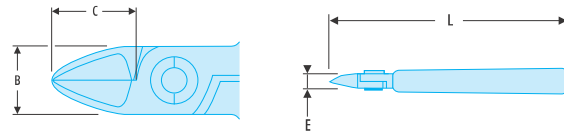
RFID	C [mm]	E [mm]	E1 [mm]	E2 [mm]	L [mm]	L1 [mm]	ΔΔ [g]
188.16CPERFID	46	4	18	9	168	6,5	160
188.20CPERFID	75	4	18	9	200	6,5	220

RFID MICRO-TECH® CUTTING PLIERS

405 - Micro-Tech® "heavy-duty" cutters - RFID

NF ISO 9654, ISO 9654, DIN ISO 9654, ASME B107.500

- Tool with built-in RFID chip for workshop traceability.
- Chip integration by Facom guarantees maximum detection and strength, while preserving the tool's ergonomics.
- Radio frequency identification requires appropriate storage equipment.
- These pliers allow to go further; up to + 1.5 to 2 mm compared with standard pliers.
- Fall prevention models avoid wire ejection.

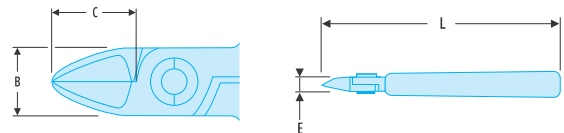


RFID	B [mm]	C [mm]	E [mm]	L [mm]	Cu - Ni Ø [mm]	Fe 30 HRc diam. [mm]	ΔΔ [g]
405.10MTFRFID	10,5	11,5	7	110	0,3 - 1,4	0,8	80
405.12MTFRFID	16	16	8	125	0,4 - 2,0	1,0	115

Micro-Tech® "long" cutters - RFID

NF ISO 9654, ISO 9654, DIN ISO 9654, ASME B107.500

- Tool with built-in RFID chip for workshop traceability.
- Chip integration by Facom guarantees maximum detection and strength, while preserving the tool's ergonomics.
- Radio frequency identification requires appropriate storage equipment.
- These pliers allow to go further; up to + 1.5 to 2 mm compared with standard pliers.



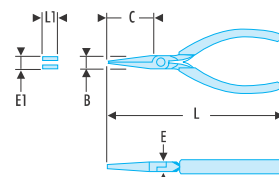
RFID	B [mm]	C [mm]	E [mm]	L [mm]	Cu - Ni Ø [mm]	ΔΔ [g]
425FRFID	10,5	13	7	110	0,1 - 1,3	80

RFID MICRO-TECH® GRIPPERS

421 - 422 - Micro-Tech® long and rigid nose gripper - RFID

NF ISO 9655, ISO 9655, DIN ISO 9655, ASME B107.500

- Tool with built-in RFID chip for workshop traceability.
- Chip integration by Facom guarantees maximum detection and strength, while preserving the tool's ergonomics.
- Radio frequency identification requires appropriate storage equipment.
- Narrow mesh, for high precision works.




RFID	B [mm]	C [mm]	E [mm]	E1 [mm]	L [mm]	L1 [mm]	ΔΔ [g]
421.MTFRFID	11	33	7	1	130	5	90
422.MTFRFID	11	33	7	0,5	130	5	110



FLUO

RFID

Micro-Tech® thin nose gripper - RFID




NF ISO 9655, ISO 9655, DIN ISO 9655, ASME B107.500

- Tool with built-in RFID chip for workshop traceability.
- Chip integration by Facom guarantees maximum detection and strength, while preserving the tool's ergonomics.
- Radio frequency identification requires appropriate storage equipment.
- Long and strong nose for precision and extra power works.



RFID	B [mm]	C [mm]	E [mm]	E1 [mm]	L [mm]	ΔΔ [g]
431.LMTFRFID	9	35	6	1	135	100

Micro-Tech® gripping plier with fluorescent grips - RFID




NF ISO 9655, ISO 9655, DIN ISO 9655, ASME B107.500

- Tool with built-in RFID chip for workshop traceability.
- Chip integration by Facom guarantees maximum detection and strength, while preserving the tool's ergonomics.
- Radio frequency identification requires appropriate storage equipment.
- Detect the tool thanks to its fluorescence, activated by a lamp or UV neon light.
- Rigid jaws, angled 60°.



RFID	B [mm]	C [mm]	E [mm]	E1 [mm]	L [mm]	ΔΔ [g]
423.MTFRFID	11	25	7	1,4	125	90

Micro-Tech® 45° angled thin nose gripper - RFID



NF ISO 9655, ISO 9655, DIN ISO 9655, ASME B107.500

- Tool with built-in RFID chip for workshop traceability.
- Chip integration by Facom guarantees maximum detection and strength, while preserving the tool's ergonomics.
- Radio frequency identification requires appropriate storage equipment.
- Fine mesh, for high precision works.



RFID	B [mm]	C [mm]	E [mm]	E1 [mm]	L [mm]
433.LMTFRFID	9	35	6	1,6	135

RFID CIRCLIP® PLIERS

179A - Straight nose inside circlip® pliers - RFID



NF E 73-130, DIN 5256, ASME B107.500

- Tool with built-in RFID chip for workshop traceability.
- Chip integration by Facom guarantees maximum detection and strength, while preserving the tool's ergonomics.
- Radio frequency identification requires appropriate storage equipment.
- For inside Circlips® 8 --> 100 mm.
- Piano wire tips: high distortion resistance.
- Long 10° angled tips for optimum circlip holding.
- Identification colour code: saves time.
- Grips in anti-slip granite PVC.

☞	d [mm]	d mini - maxi [mm]	L [mm]	ΔΔ [g]
179A.9RFID	0,9	8 - 13	140	135
179A.13RFID	1,3	12 - 25	140	135
179A.18RFID	1,8	19 - 60	185	235
179A.23RFID	2,2	40 - 100	215	320

199A - 90° angled nose inside circlip® pliers - RFID



NF E 73-130, DIN 5256, ASME B107.500

- Tool with built-in RFID chip for workshop traceability.
- Chip integration by Facom guarantees maximum detection and strength, while preserving the tool's ergonomics.
- Radio frequency identification requires appropriate storage equipment.
- For inside Circlips® 8 --> 100 mm.
- Piano wire tips: high distortion resistance.
- Long 10° angled tips for optimum circlip holding.
- Identification colour code: saves time.
- Grips in anti-slip granite PVC.

☞	d [mm]	d mini - maxi [mm]	L [mm]	ΔΔ [g]
199A.9RFID	0,9	8 - 13	130	135
199A.13RFID	1,3	12 - 25	130	135
199A.18RFID	1,8	19 - 60	170	235
199A.23RFID	2,2	40 - 100	205	320

177A - Straight nose outside circlip® pliers - RFID



NF E 73-130, DIN 5254, ASME B107.500

- Tool with built-in RFID chip for workshop traceability.
- Chip integration by Facom guarantees maximum detection and strength, while preserving the tool's ergonomics.
- Radio frequency identification requires appropriate storage equipment.
- For outside Circlips® 3 --> 100 mm.
- Piano wire tips: high distortion resistance.
- Long 10° angled tips for optimum circlip holding.
- Identification colour code: saves time.
- Grips in anti-slip granite PVC.

☞	d [mm]	d mini - maxi [mm]	L [mm]	ΔΔ [g]
177A.9RFID	0,9	3 - 10	150	125
177A.13RFID	1,3	10 - 25	150	125
177A.18RFID	1,8	19 - 60	180	195
177A.23RFID	2,2	40 - 100	215	300

197A - 90° angled nose outside circlip® pliers - RFID



NF E 73-130, DIN 5254, ASME B107.500

- Tool with built-in RFID chip for workshop traceability.
- Chip integration by Facom guarantees maximum detection and strength, while preserving the tool's ergonomics.
- Radio frequency identification requires appropriate storage equipment.
- For outside Circlips® 3 --> 100 mm.
- Piano wire tips: high distortion resistance.
- Long 10° angled tips for optimum circlip holding.
- Identification colour code: saves time.
- Grips in anti-slip granite PVC.

☞	d [mm]	d mini - maxi [mm]	L [mm]	ΔΔ [g]
197A.9RFID	0,9	3 - 10	140	125
197A.13RFID	1,3	10 - 25	140	125
197A.18RFID	1,8	19 - 60	170	195
197A.23RFID	2,2	40 - 100	200	300



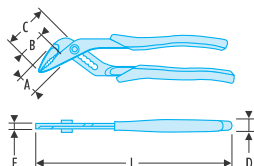
FLUO

RFID



RFID 1,000 VOLTS INSULATED PLIERS VE SERIES

180 - 1,000 Volt insulated multigrip plier - RFID



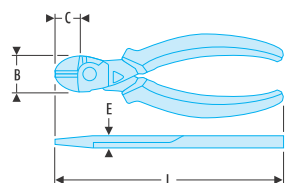
NF ISO 8976, ISO 8976, DIN ISO 8976, ASME B107.500

- Tool with built-in RFID chip for workshop traceability.
- Chip integration by Facom guarantees maximum detection and strength, while preserving the tool's ergonomics.
- Radio frequency identification requires appropriate storage equipment.
- Capacity: 44 mm.
- Ideal for confined spaces: long reach thin noses.
- Double heat-treated tips: high wear resistance, hardness 60/62 HRC.
- Varnish finish, ergonomic grips.
- Patent presentation, bi-material ergonomic sheaths.



	A [mm]	B [mm]	C [mm]	E [mm]	E1 [mm]	L [mm]	[g]
<b>180.VERFID</b>	30	35	58	8	22	250	380

1,000 Volt insulated electricians diagonal cutter - RFID



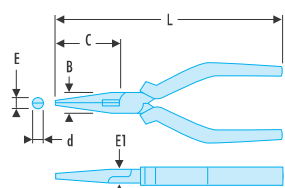
NF ISO 5749, NF EN 60900, ISO 5749, EN 60900, DIN ISO 5749, DIN EN 60900, ASME B107.500

- Tool with built-in RFID chip for workshop traceability.
- Chip integration by Facom guarantees maximum detection and strength, while preserving the tool's ergonomics.
- Radio frequency identification requires appropriate storage equipment.
- For your safety, all pliers are tested individually at 10,000 Volt for 10 seconds, at the end of the manufacturing cycle.
- Slim head for confined access (electric cabinets, wiring works, etc.).
- Semi-flush cutting edges to cleanly cut through all types of wire: hard wire, thin copper wires, modern materials, etc.
- Minimum cutting force thanks to long lever arm and offset axis.
- High durability thanks to Chrome-Molybdenum-Vanadium steel (hard cutting edges: 61/63 HRC).
- Removable return spring.
- Ergonomic anti-slip grips.
- Finish: polished, varnished.



	B [mm]	C [mm]	E [mm]	L [mm]	160 kg/mm <sup>2</sup> [Ø mm]	Cu - Ø max [mm <sup>2</sup> ]	[g]
<b>391.16VERFID</b>	19	21	9	165	1,6	0,7 - 3,5	210

185-195.VE - 1,000 Volt insulated long half-round nose pliers - RFID



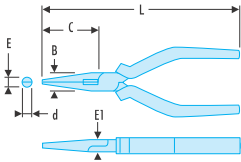
NF ISO 5745, NF EN 60900, ISO 5745, EN 60900, DIN ISO 5745, DIN EN 60900, ASME B107.500

- Tool with built-in RFID chip for workshop traceability.
- Chip integration by Facom guarantees maximum detection and strength, while preserving the tool's ergonomics.
- Radio frequency identification requires appropriate storage equipment.
- For your safety, all pliers are tested individually at 10,000 Volt for 10 seconds, at the end of the manufacturing cycle.
- Slim, fine serrated noses. - 185.VE: straight nose. - 195.VE: 40° angled nose.
- Lateral wire cutter for copper and hard steel wire.
- Removable return spring.
- Ergonomic anti-slip grips.
- Finish: polished, varnished.



	B [mm]	C [mm]	d [mm]	E [mm]	E1 [mm]	L [mm]	160 kg/mm <sup>2</sup> [Ø mm]	Cu - Ø max [mm <sup>2</sup> ]	[g]
<b>185.20VERFID</b>	18	75	2,9	3,6	9	200	1,6	0,7 - 3,5	215
<b>195.20VERFID</b>	18	69	2,9	3,6	9	200	1,6	0,7 - 3,5	215

1,000 Volt insulated short half-round nose plier - RFID

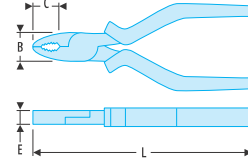


NF ISO 5745, NF EN 60900, ISO 5745, EN 60900, DIN ISO 5745, DIN EN 60900, ASME B107.500

- Tool with built-in RFID chip for workshop traceability.
- Chip integration by Facom guarantees maximum detection and strength, while preserving the tool's ergonomics.
- Radio frequency identification requires appropriate storage equipment.
- For your safety, all pliers are tested individually at 10,000 Volt for 10 seconds, at the end of the manufacturing cycle.
- Slim, straight, fine serrated noses.
- Lateral wire cutter for copper and hard steel wire.
- Removable return spring.
- Ergonomic anti-slip grips.
- Finish: polished, varnished.

	B [mm]	C [mm]	d [mm]	E [mm]	E1 [mm]	L [mm]	Cu - Ø max [mm <sup>2</sup> ]	[g]
193.16VERFID	17	50	2,5	3	9	160	0,7 - 3,0	200

1,000 Volt insulated combination plier - RFID

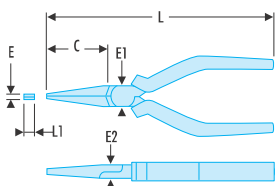


NF ISO 5746, NF EN 60900, ISO 5746, EN 60900, DIN ISO 5746, DIN EN 60900, ASME B107.500

- Tool with built-in RFID chip for workshop traceability.
- Chip integration by Facom guarantees maximum detection and strength, while preserving the tool's ergonomics.
- Radio frequency identification requires appropriate storage equipment.
- For your safety, all pliers are tested individually at 10,000 Volt for 10 seconds, at the end of the manufacturing cycle.
- Cutting edges designed to cut through all types of wire: piano wire, soft wires, modern materials, etc.
- Minimum cutting force thanks to long lever arm and offset axis.
- High durability thanks to Chrome-Molybdenum-Vanadium steel (hard cutting edges: 61/63 HRc).
- Removable return spring.
- Ergonomic anti-slip grips.
- Finish: polished, varnished.

	B [mm]	C [mm]	E [mm]	L [mm]	200 kg/mm <sup>2</sup> [Ø mm]	[g]
187.18VERFID	23	36	10,0	185	1,8	245

1,000 Volt insulated flat nose plier - RFID

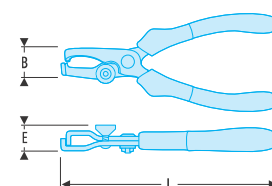


NF ISO 5745, NF EN 60900, ISO 5745, EN 60900, DIN ISO 5745, DIN EN 60900, ASME B107.500

- Tool with built-in RFID chip for workshop traceability.
- Chip integration by Facom guarantees maximum detection and strength, while preserving the tool's ergonomics.
- Radio frequency identification requires appropriate storage equipment.
- For your safety, all pliers are tested individually at 10,000 Volt for 10 seconds, at the end of the manufacturing cycle.
- Serrated nose for stronger grip.
- Removable return spring.
- Ergonomic anti-slip grips.
- Finish: polished, varnished.

	C [mm]	E [mm]	E1 [mm]	E2 [mm]	L [mm]	L1 [mm]	[g]
188.20VERFID	75	4	18	9	200	6,5	220

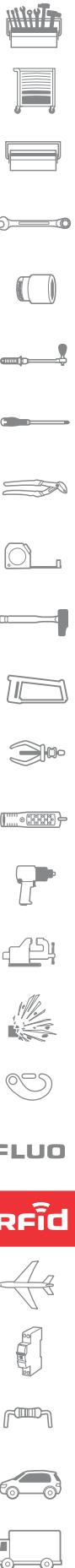
1,000 Volt insulated stripper - RFID



NF EN 60900, EN 60900, DIN EN 60900

- Tool with built-in RFID chip for workshop traceability.
- Chip integration by Facom guarantees maximum detection and strength, while preserving the tool's ergonomics.
- Radio frequency identification requires appropriate storage equipment.
- For your safety, all pliers are tested individually at 10,000 Volt for 10 seconds, at the end of the manufacturing cycle.
- For multiple or single strand wires 0.5 --- 6 mm<sup>2</sup>.
- Adjustment screw with lock nut.
- Metal return screw.
- Ergonomic anti-slip grips.
- Finish: polished, varnished.

	B [mm]	E [mm]	L [mm]	[g]
194.17VERFID	17	8,5	170	205



FLUO


RFID





RFID CRIMPING PLIER

Standard crimping plier for insulated terminals - RFID



ASME B107.500

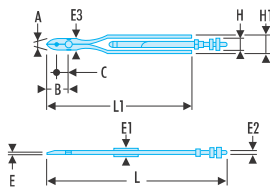
- Tool with built-in RFID chip for workshop traceability.
- Chip integration by Facom guarantees maximum detection and strength, while preserving the tool's ergonomics.
- Radio frequency identification requires appropriate storage equipment.
- Crimping pre-insulated terminals: 1.5-2.5-6 mm<sup>2</sup>.
- Crimping bare terminals: 1.5-2.5-6 mm<sup>2</sup>.
- Stripping: 0.75 to 6 mm<sup>2</sup>.
- Built-in wire cutting function.
- Presentation: black burnished.



Model	Weight [g]
449BFRFID	340

RFID LOCKING-WIRE PLIERS

445 - Locking-wire pliers 8" and 10" - RFID



ASME B107.500

- Tool with built-in RFID chip for workshop traceability.
- Chip integration by Facom guarantees maximum detection and strength, while preserving the tool's ergonomics.
- Radio frequency identification requires appropriate storage equipment.
- "Automatic" model.
- Side wire-cutter: stainless steel diameter 1 mm.
- 445.8RRFID = 2.5 turns: 95 mm length.
- 445.10RRFID = 3 turns: 125 mm length.
- Finish: phosphate-coated.



Model	A [mm]	B [mm]	C [mm]	E [mm]	E1 [mm]	E2 [mm]	E3 [mm]	H [mm]	H1 [mm]	L [mm]	L1 [mm]	ΔΔ [g]
445.8RRFID	3	20	7	2.5	15	10.5	15	22	37	215	170	265
445.10RRFID	3	30	11	2.5	15.5	11.5	19	25	40	360	230	420

RFID TOOLING

RFID adapters for pneumatic tools



- Tool fitted with an RFID chip that ensures traceability in the workshop.
- The integration of the chip by Facom guarantees detection and maximum resistance, while preserving the usability of the tool.
- Radio frequency identification requires appropriate storage facilities.
- Size range covering most of the threads of the market.
- The ideal accessory for the traceability of your pneumatic tools.
- Easy to implement, the chip is protected under the plastic cover.




Model	B [mm]	H [mm]
N.14-PT-RFID	30	38.2
N.38-PT-RFID	30	45.8
N.14-NPT-RFID	30	38.2
N.18-NPT-RFID	30	36.2
N.38-NPT-RFID	30	45.8

ADVANCED SOLUTIONS



FACOM.FLUO FLUO RANGE



FLUORESCENT TOOLS



804

FACOM AEROSPACE RANGE



AEROSPACE



896

- 
- 
- 
- 
- 
- 
- 
- 
- 
- 
- 
- 
- 
- 
- 
- 
- FLUO**
- RFid**
- 
- 
- 
-



# AEROSPACE



## AERO STORAGE 902

- Roller cases 902
- Safety roller cabinets 904
- AERO tool sets 905



## RING WRENCHES 909

- Long and curt ring wrenches series 909



## AERO SOCKETS 912

- Sockets 1/4" 912
- Sockets 3/8" 913



## AERO TORQUE CONTROL 914

- 1/4" - 3/8" crowfoot bits 914
- Sets of 1/4" - 3/8" crowfoot profile 916
- 3/8" crowfoot profile bits 916



## AERO RATCHETS - SOCKETS 918

- Ratchets 1/4" 918
- Ratchets 3/8" 918
- Ratchets 1/2" 918
- Sockets 1/4" 919



## AERO SCREWING 920

- Screwdrivers 920



## AERO PLIERS 920

- Locking-wire pliers 920



## AERO PLIERS 921

- Inspection creeper 921
- Mid-height work seat 921



## FOD FLUORESCENT TOOLING 922

- Inspection mirrors 922
- Flexible magnetic nger 923



FLUO

RFid



## DESIGNING SOLUTIONS DEDICATED TO THE AERONAUTICAL INDUSTRY



Nearly 100 years  
innovation at  
the service of  
the aeronautical  
industry



Since 1918, FACOM has invested in technical evolutions to accompany the entire aeronautical sector. Whatever your activity: manufacturer, assembler, subcontractor, motorist, maintenance, etc. and whatever your domain: civilian, military, space, etc. FACOM offers solutions meeting your needs.



DESIGNING SOLUTIONS DEDICATED TO THE AERONAUTICAL INDUSTRY



The following partners trust us.

Airbus Group, Air France/KLM Industries, GE Aviation Systems, British Airways Engineering, Emirates, Safran, Thales, GKN Aerospace, Sabena Technics, Dassault, Cessna, Rolls Royce, Latecoere, Embraer, BAE Systems, etc.



FLUO

RFid



**ADVANCED FOD SOLUTIONS FOR THE AERONAUTICAL SECTOR**



Whether for manufacturers or maintenance services, safety has always been at the heart of the aeronautical sector and avoiding Foreign Object Debris (FOD) has become one of its unavoidable aspects. The annual financial impact of FODs for the aeronautical industry is estimated to be \$ 13 billion, with indirect costs from FODs up to ten-fold the direct costs resulting when totalling the delays, aircraft substitutes, fuel expenses and unplanned maintenance.

**Preformed foam modules**

A precious visual aid for instant tool inventory and presence check in the roller cabinet.



ADVANCED FOD SOLUTIONS FOR THE AERONAUTICAL SECTOR



THE RANGE FACOM • FLUO

Detectable using a UV lamp, the Fluo range offers a simple and unique answer to the market by the multiplicity of tools available.

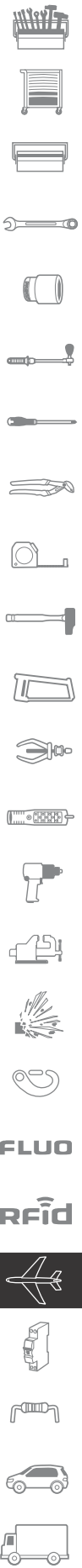


THE TECHNOLOGY FACOM • RFid

- Directly detectable tools featuring an RFID chip.
  - Automated management of your tooling and its inventory with Facom-Cribmaster RFID technologies.
- For more information on the RFID technology, refer to the dedicated catalogue or go to [www.facom.com/uk/](http://www.facom.com/uk/)



RFid  
TECHNOLOGY  
BY FACOM



FLUO  
RFid





## ROLLER CASES


## MOBILE STORAGE

**Very strong**

- Made of injected polypropylene, shock resistant.
- Reinforced angles to increase lifetime.
- Stainless steel hinge angle, resists corrosion.

**Easy to carry**

- Ergonomic telescopic handle increasing comfort of use.
- Handles on the 2 sides allowing easy handling.
- Ultra strong wheels.
- Depressurisation valve.

**Sealed**

- Sealing gasket, fitted in one operation: protects the content against outside aggressions.
- Minimum play clasps, 100% sealed to dust and water.

**Modular**

- Adaptable on request to all types of tool sets through the foam program.
- Stackable.
- Several locking points.
- Customizable identification plate.



### Sealed roller chest

**IP67 STANAG 4280 DEF STAN 81-41 (Niv. J)**

- High density injected polypropylene resistant to extreme conditions of use. Compatible with military, aerospace... use
- Totally sealed and resists to shock, dust and industrial fluids.
- Several padlock clasps available.
- Stainless steel hinge pins.
- Gap-free clasps and sealing gasket.
- Resists pressure differences. Manual depressurizing valve.
- Handle designed for maximum comfort.
- Temperature tolerance: -33°/+90°.
- Telescopic handle and side handles for easier use.
- Stackable.
- Customizable identification plate.
- Inner dimensions (LxWxD): 517x277x217 mm.
- Outer dimensions (LxWxD): 546x347x247 mm.



 **BV.FC1**

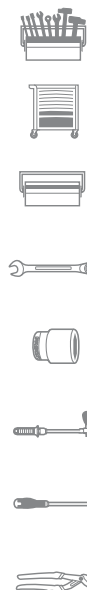
$\Delta\Delta$  [kg]  
6.540

■ Sealed roller chest

**IP67 STANAG 4280 DEF STAN 81-41 (Niv. J) MIL-STD 810F**

- High density injected polypropylene resistant to extreme conditions of use. Compatible with military, aerospace... use
- Totally sealed and resists to shock, dust and industrial fluids.
- Several padlock clasps available.
- Stainless steel hinge pins.
- Gap-free clasps and sealing gasket.
- Resists pressure differences. Manual depressurizing valve.
- Handle designed for maximum comfort.
- Temperature tolerance: -33°/+90°.
- Telescopic handle and side handles for easier use.
- Stackable.
- Customizable identification plate.
- Inner dimensions (LxWxD): 538x405x250 mm.
- Outer dimensions (LxWxD): 627x475x292 mm.

	$\Delta\Delta$ [kg]
<b>BV.FC2</b>	9.950



■ Sealed roller chest

**IP67 STANAG 4280 DEF STAN 81-41 (Niv. J) MIL-STD 810F**

- High density injected polypropylene resistant to extreme conditions of use. Compatible with military, aerospace... use
- Totally sealed and resists to shock, dust and industrial fluids.
- Several padlock clasps available.
- Stainless steel hinge pins.
- Gap-free clasps and sealing gasket.
- Resists pressure differences. Manual depressurizing valve.
- Handle designed for maximum comfort.
- Temperature tolerance: -33°/+90°.
- Telescopic handle and side handles for easier use.
- Stackable.
- Customizable identification plate.
- Inner dimensions (LxWxD): 580x440x330 mm.
- Outer dimensions (LxWxD): 670x510x372 mm.

	$\Delta\Delta$ [kg]
<b>BV.FC3</b>	12.320



■ Sealed roller tool chest

- High density injected polypropylene resistant to extreme conditions of use. Compatible with military, aerospace... use
- Totally sealed and resists to shock, dust and industrial fluids.
- Several padlock clasps available.
- Stainless steel hinge pins.
- Clasps easy to use.
- Resists pressure differences.
- 2 lateral handles & telescopic handle.
- Temperature tolerance: -33°/+90°.
- Customizable identification plate.
- 4 60mm high drawers + worktop
- Tools accessible from the front or the top.

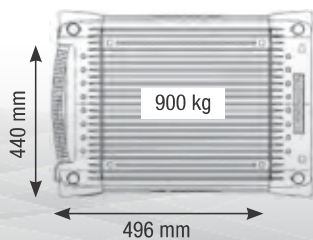

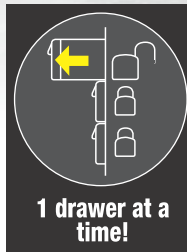
	Width l [mm]	L [mm]	$\Delta\Delta$ [kg]
<b>BV.FC4S</b>	381	581	14



SAFETY ROLLER CABINETS

ROLLER CABINETS SAFETY

safety lock system **JET+**



- 125 to 185 kg total allowed load in the drawers according to drawer composition (240 kg for the 11 drawer)
- 150 to 155 litres useful volume according to drawer composition (230 litres for the 11 drawer)
- 0,22m<sup>2</sup> useful working surface (440 X 496 mm)

- 3 modules per drawer
- 12 to 27 modules distributed in drawers 60 and 130 mm high (drawers 200 and 270 mm high may also be fitted with modules)

LOAD PER DRAWER

- drawer 60 mm high: 20 kg
- drawer 130 mm high: 25 kg
- drawer 200 mm high: 30 kg
- drawer 270 mm high: 35 kg

USEFUL VOLUME PER DRAWER

- drawer 60 mm high: 15 l
- drawer 130 mm high: 30 l
- drawer 200 mm high: 50 l
- drawer 270 mm high: 65 l

JET+ 6-drawer roller cabinets - 3 modules per drawer - safety range



- Supplied with the SAFETY LOCK SYSTEM preventing simultaneous opening of several drawers:
  - 1 drawer at a time.
  - Prevents the roller cabinet from tipping over.
- 6 drawers = 15 modules distributed in the 60 and 130 mm wall drawers:
  - 4 drawers 60 mm wall = 12 modules.
  - 1 drawer 130 mm wall = 3 modules.
  - 1 drawer 270 mm wall.
- The 130 and 270 mm drawers can also be fitted with modules.
- Supplied with 6 partitions for 60 mm drawers and 2 partitions for 130 mm drawers.
- Total load in the drawers: 140 kg.
- Wall storage capacity: 155 litres.
- Drawer useful size: L.569 x D.421 x H.60 / 130 / 210 / 270 mm.
- 4 wheels 125 mm diameter: 2 fixed, 2 castors, one with brake.



	H [mm]	L [mm]	P [mm]	Color	ΔΔ [kg]
<b>JET.6GM3S</b>	971	774	546	Noir 9004	75.5

JET+ 8-drawer roller cabinets - 3 modules per drawer - safety range



- Supplied with the SAFETY LOCK SYSTEM preventing simultaneous opening of several drawers:
  - 1 drawer at a time.
  - Prevents the roller cabinet from tipping over.
- 8 drawers = 24 modules distributed in the 60 and 130 mm wall drawers:
  - 6 drawers 60 mm wall = 18 modules.
  - 2 drawers 130 mm wall = 6 modules.
- Total load in the drawers: 170 kg.
- Wall storage capacity: 150 litres.
- 4 wheels 125 mm diameter: 2 fixed, 2 castors, one with brake.
- Drawer useful size: L.569 x D.421 x H.60 / 130 / 210 / 270 mm.
- Supplied with 8 partitions for drawers 60 mm wall.



	H [mm]	L [mm]	P [mm]	Color	ΔΔ [kg]
<b>JET.8GM3S</b>	971	774	546	Noir 9004	79.5

AERO

MODULES

■ Inch combination wrench set in foam module



• Contains:  
13 x 440.1/4 - 5/16 - 11/32 - 3/8 - 7/16 - 1/2 - 9/16 - 5/8 - 11/16 - 3/4 - 13/16 - 7/8 - 15/16.

Icon	H [mm]	Width I [mm]	L [mm]	Qty	Content set	ΔΔ [kg]
	45	188	418	13	PM.MOD440-4	1.640

■ Inch ratchet combination wrench set in foam module



• Contains :  
12 x 467.1/4 - 5/16 - 11/32 - 3/8 - 7/16 - 1/2 - 9/16 - 5/8 - 11/16 - 3/4 - 7/8 - 15/16.

Icon	H [mm]	Width I [mm]	L [mm]	Qty	Content set	ΔΔ [kg]
	45	188	418	12	PM.MOD467JU12	2.040

■ Inch hinged ratchet combination wrench set in foam module



• Contains:  
8 hinged ratchet combination wrenches in inches:  
5/16 - 3/8 - 7/16 - 1/2 - 9/16 - 5/8 - 11/16 - 3/4".

Icon	H [mm]	Width I [mm]	L [mm]	Qty	Content set	ΔΔ [kg]
	45	188	418	8	PM.MOD467FJU8	1.175


■ 10-piece foam module of inch-size short ratchet combination wrenches



• Contains : 10 x 467S.1/4, 5/16, 11/32, 3/8, 7/16, 1/2, 9/16, 5/8, 11/16, 3/4.

Icon	H [mm]	Width I [mm]	L [mm]	Qty	Content set	ΔΔ [g]
	45	188	418	10	PM.MOD467SJU10	896

■ 7-piece foam module of metric-size 15° angled long-reach ring wrenches



• Contains: 7 x 57L.5.5X7, 8X9, 10X11, 12X13, 12X14, 17X19, 18X20.

Icon	H [mm]	Width I [mm]	L [mm]	Qty	Content set	ΔΔ [kg]
	45	188	418	7	PM.MOD57LJ7	2.04

■ 5-piece foam module of inch-size 15° angled long-reach ring wrenches



• Includes :  
5 x 57L.7/32x1/4, 5/16x3/8, 7/16x1/2, 1/2x9/16, 5/8x3/4.

Icon	H [mm]	Width I [mm]	L [mm]	Qty	Content set	ΔΔ [kg]
	45	188	418	5	PM.MOD57LJU5	1.377



FLUO

RFid



AERO MODULES

6-piece foam module of Spline 15° angled long-reach ring wrenches



• Contains: 6 x 57L.7X9SPL, 8X10SPL, 12X14SPL, 16X18SPL, 18X20SPL, 22X24SPL.

🔧	H [mm]	L [mm]	Width I [mm]	Content set	Qty	ΔΔ [kg]
<b>MODM.57LSPL6</b>	45	418	188	PM.MOD57LSPL6	6	1.0

8-piece foam module of inch-size 10° angled short-reach ring wrenches



• Includes :  
 - 4 x 56A.1/4X5/16, 3/8X7/16, 1/2X9/16, 9/16X5/8  
 - 4 x 56L.11/16x3x4, 5/16X3/8, 7/16x1/2, 9/16x5/8.

🔧	H [mm]	Width I [mm]	L [mm]	Content set	Qty	ΔΔ [kg]
<b>MODM.56JU8</b>	45	188	418	PM.MOD56JU8	8	0.900

Inch straight ratchet ring wrenches in foam module



• Contains:  
 - 6 inch wrenches 64: 1/4X5/16, 3/8X7/16, 1/2X9/16, 5/8X11/16, 3/4X13/16, 64.7/8X15/16".

🔧	H [mm]	Width I [mm]	L [mm]	Content set	Qty	ΔΔ [kg]
<b>MODM.64JU6</b>	45	188	418	PM.MOD64JU6	6	1.3

Inch straight ratchet ring wrenches in foam module



• Includes :  
 6 x 65.1/4X5/16, 3/8X7/16, 1/2X9/16, 5/8X11/16, 3/4X13/16, 64.7/8X15/16.

🔧	H [mm]	Width I [mm]	L [mm]	Content set	Qty	ΔΔ [kg]
<b>MODM.65JU6</b>	45	188	418	PM.MOD64JU6	6	1.3

7-piece foam module of Spline 15° angled ratchet ring wrenches



• Includes :  
 7 x 65.7X9SPL, 8X10, 12X14, 16X18, 20X22, 24X28, 26X30.

🔧	H [mm]	Width I [mm]	L [mm]	Content set	Qty	ΔΔ [kg]
<b>MODM.65SPL7</b>	45	188	418	PM.MOD65SPL7	7	0.95

1/4" locking ratchet and inch-size sockets foam module



• Comprising:  
 - 1 x RL.171  
 - 1 x R.210RC  
 - 1 x R.217RC.  
 - 11 x R.1/2E, 1/4, 11/32, 13/32, 3/16, 3/8, 5/16, 7/16, 7/32, 9/16, 9/32  
 - 10 x R1/2EL, 1/4, 11/32, 3/16, 3/8, 5/16, 7/16, 7/32, 9/16, 9/32.

🔧	H [mm]	Width I [mm]	L [mm]	Content set	Qty	ΔΔ [kg]
<b>MODM.RL1U</b>	45	188	418	PM.MODRL1U	24	1.2

1/4" locking ratchet and inch-size sockets foam module



- comprising:
  - 1 x RL.161
  - 1 x R.120A
  - 1 x J4763
  - 1 x R.209
  - 1 x R.350RCK
  - 1 x R.215 - 11 x R.1/2E, 1/4, 11/32, 13/32, 3/8, 5/16, 7/16, 7/32, 9/16, 9/32
  - 1 x 83SH.JP8AU
  - 1 x R.236A - 3 x ED.101T, 102, 103
  - 3 x EP.101T, 102, 103 - 2 x ES.134.5T, 136,5
  - 5 x EH.103, 104, 105, 106, 107
  - 5 x EX.115, 120, 125, 130, 140 - 1 x R.240A - 1 x R.236A- 1 x R.235.

MODM.RL2U	H [mm]	Width l [mm]	L [mm]	Content set	Qty	ΔΔ [kg]
MODM.RL2U	45	188	418	PM.MODRL2U	40	1.3

3/8" locking ratchet - inch sockets in foam module



- Contains :
  - Ratchet JL.171
  - 2 locking extensions J.210RC, J.217RC.
  - 13 3/8" J sockets: from 1/4" to 1".
  - 10 long 3/8" JLA sockets: from 1/4" to 7/8".
  - 7 inch ring wrenches from 1/4" to 15/16".
  - 1 bit holder ratchet wrench 65.PE.

MODM.JL2U	H [mm]	Width l [mm]	L [mm]	Content set	Qty	ΔΔ [kg]
MODM.JL2U	45	564	418	PM.MODJL2U	36	4.2

1/2" locking ratchet - inch sockets in foam module



- Contains :
  - 1 x SL.171 - 1 x S.210RC
  - 1 x S.215RC
  - 16 x S.1/2, 11/16, 13/16, 15/16, 1P, 1P1/16, 1P1/4, 1P1/8, 1P3/16, 3/4, 3/8, 5/8, 7/16, 7/8, 9/16
  - 7 x S.1/2LA, 11/16, 13/16, 15/16, 3/4, 5/8, 7/16, 7/8, 9/16.

MODM.SL2U	H [mm]	Width l [mm]	L [mm]	Content set	Qty	ΔΔ [kg]
MODM.SL2U	45	188	418	PM.MODSL2U	26	4.0

6-piece set of metric ring wrenches in foam tray



- Comprising:
  - 6 x 59L.6X7, 8X9, 10X11, 12X13, 14X15, 18X19.

MODM.59LJ6	H [mm]	Width l [mm]	L [mm]	Content set	Qty	ΔΔ [kg]
MODM.59LJ6	45	188	418	PM.MOD59LJ6	6	1.65


4-piece set of inch ring wrenches in foam tray



- Comprising: 4 x 59L.5/8X3/4, 59L.1/2X9/16, 59L.1/4X5/16, 59L.3/8X7/16.

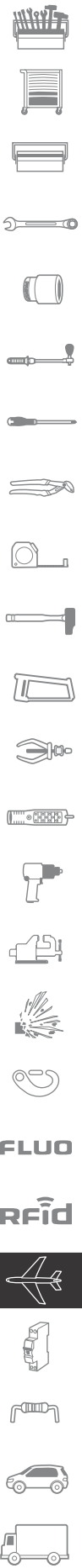
MODM.59LJU4	H [mm]	Width l [mm]	L [mm]	Content set	Qty	ΔΔ [kg]
MODM.59LJU4	45	188	418	PM.MOD59LJU4	4	0,890

1/4" engine set in foam tray



- Comprising:
  - 1 x RL.171
  - 1 x R.100RCK
  - 1 x R.350RCK
  - 10 x R.1/2EL, 1/4, 11/32, 3/16, 3/8, 5/16, 7/16, 7/32, 9/16, 9/32
  - 10 x R.1/2F, 1/4, 11/32, 3/16, 3/8, 5/16, 7/16, 7/32, 9/16, 9/32 - 5 x 57L.5/8X3/4, 7/32X1/4, 1/2X9/16, 1/4X5/16, 3/8X7/16
  - 1 x R.110.

MODM.ENG-R	H [mm]	Width l [mm]	L [mm]	Content set	Qty	ΔΔ [kg]
MODM.ENG-R	45	150	418	PM.MODENGR	31	3.0




## AERO MODULES

Set of 1/4" and 3/8" metric components in foam tray



- Comprising:
  - 1 x RL.171
  - 1 x JL.171
  - 3 x J.16S, J.18S, J.20S
  - 6 x R.7S, R.8S, R.9S, R.10S, R.12S, R.14S
  - 5 x 65.12X14SPL, 16X18, 20X22, 24X28, 26X30, 7X9, 8X10.



	H [mm]	Width I [mm]	L [mm]	Content set	Qty	$\Delta\Delta$ [kg]
<b>MODM.SPL</b>	45	188	418	PM.MODSPL	16	3.8

6-piece metric 15° hinged long-reach offset-ring wrenches in thermoformed tray



- Compatible with the Facom modular storage system:
  - Compatible with CHRONO XL, CHRONO+, JETXL and JET+ roller cabinets.



	H [mm]	Width I [mm]	L [mm]	Content set	Qty	$\Delta\Delta$ [kg]
<b>MOD.57LJ6</b>	40	175	418	PL.697	6	1.001

6-piece metric long double ended ring wrenches in thermoformed tray



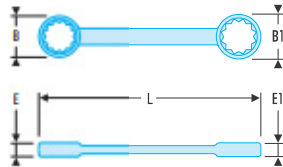
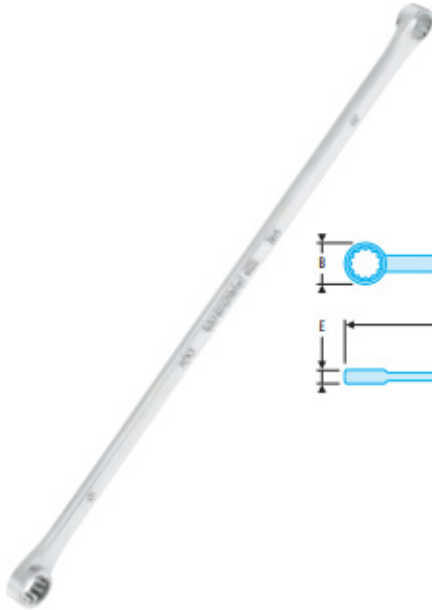
- Compatible with the Facom modular storage system:
  - Compatible with CHRONO XL, CHRONO+, JETXL and JET+ roller cabinets.



	H [mm]	Width I [mm]	L [mm]	Content set	Qty	$\Delta\Delta$ [kg]
<b>MOD.59LJ6</b>	40	175	418	PL.698	6	1.650

LONG AND CURT RING WRENCHES SERIES

59L - Metric long double ended ring wrenches


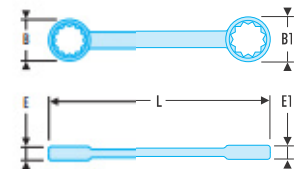



AS 955

- Offset box end for manoeuvrability in confined spaces.
- Metric dimensions: from 6 mm to 19 mm.
- Presentation: satin chrome finish.

🔗	A ["]	B [mm]	B1 [mm]	E [mm]	E1 [mm]	L [mm]	ΔΔ [g]
59L.6X7	6X7	10,2	11,6	6,3	7,3	200	60
59L.8X9	8X9	11,8	13,3	6,5	7,5	240	63
59L.10X11	10X11	14,6	16	7,5	8,7	288	98
59L.12X13	12X13	17,3	18,8	10,4	11,3	330	176
59L.14X15	14X15	20	21,5	12	13,7	364	258
59L.14X17	14X17	20	23,9	12	13,7	364	263
59L.18X19	18X19	25,3	26,5	14	15,1	405	369

59L - Inch long double ended ring wrenches



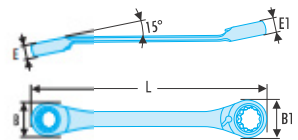
AS 954

- Offset box end for manoeuvrability in confined spaces.
- Dimensions in inches: from 1/4" to 13/16".
- Presentation: satin chrome finish.

🔗	A ["]	B [mm]	B1 [mm]	E [mm]	E1 [mm]	L [mm]	ΔΔ [g]
59L.1/4X5/16	1/4x5/16	10,2	11,6	6,3	7,3	200	60
59L.3/8X7/16	3/8x7/16	14,6	17,2	7,5	8,8	288	100
59L.1/2X9/16	1/2x9/16	18,8	20	12	13,7	364	176
59L.5/8X3/4	5/8x3/4	22,8	26,5	14	15,1	405	356
59L.11/16X13/16	11/16x13/16	25,4	30	17	18	410	369

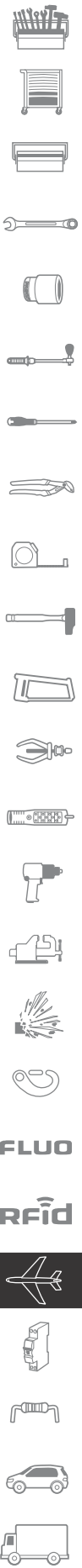
65 SPL - Spline 15° angled ratchet ring wrenches

- Spline profile 15° angled ring ratchets for aeronautical fasteners.
- The spline profile applies more torque with less strength as the tightening contact surface is higher.
- The contact points of a Spline wrench are always far from the nut's angles. This limits wear of the nuts.
- The Spline profile ensures high versatility. It is compatible with Spline, Torx, 4-, 6- and 12-point fasteners.
- Recess under the handle allows to pass fingers or an obstacle.
- Reversible compact lever ratchet mechanism.
- 5° increments (6° for sizes 7, 8 and 9).
- Spline sizes: 7 to 36
- Satin chrome finish.



🔗	A ["]	B [mm]	B1 [mm]	E [mm]	E1 [mm]	L [mm]	ΔΔ [g]
65.7X9SPL	7/32x9/32	14	17	6,3	6,5	115	24
65.8X10SPL	1/4x5/16	14	17	6,3	6,5	115	30
65.12X14SPL	3/8x7/16	20,2	22	7,3	7,7	150	49
65.16X18SPL	1/2x9/16	25,5	26,9	8,6	9	180	99

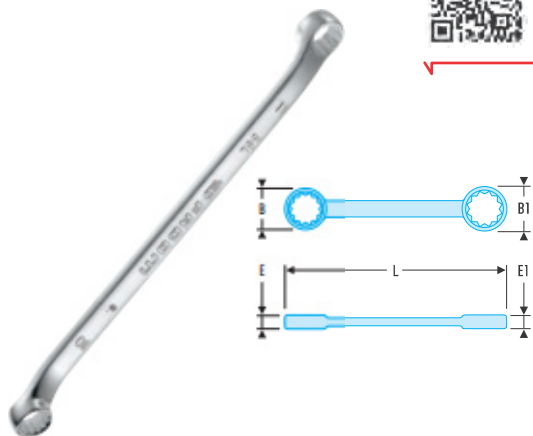
🔗	A ["]	B [mm]	B1 [mm]	E [mm]	E1 [mm]	L [mm]	ΔΔ [g]
65.20X22SPL	5/8x11/16	29,8	31,8	9,9	10,3	200	165
65.24X28SPL	3/4x7/8	34	40,1	11,2	13	245	276
65.26X30SPL	13/16x15/16	40,1	46,5	13	14,5	260	294
65.32X36SPL	1x1P1/8	46	58,5	14,5	17	295	658





LONG- AND SHORT-REACH OFFSET-RING SERIES

56L - Long-reach metric offset ring wrenches with 10° angle

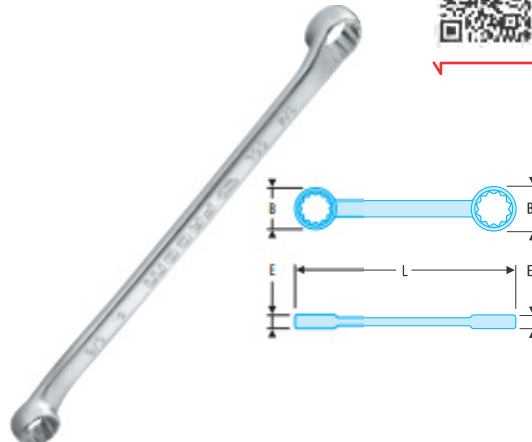


ISO 691, AS954, ISO 9227

- Short offset ring wrenches 10°. Recess allows to pass fingers or an obstacle.
- Ergonomic handle to apply torque while maintaining comfort of use.
- OGV® profile 12-point ring for powerful tightening while protecting the nut.
- Metric dimensions: 6 to 32 mm.
- Satin chrome finish.

Size	A [mm]	B x B1 [mm]	E x E1 [mm]	L [mm]	ΔΔ [g]
56L.6X7	6X7	12,5x10,5	5,90x6,50	170	46
56L.8X9	8X9	14,6x12,5	6,50x7,60	180	72
56L.10X11	10X11	17,0x15,5	8,50x9,00	185	81
56L.12X13	12X13	21,0x19,0	9,30x10,30	220	142
56L.14X15	14X15	23,3x21,0	10,30x11,50	230	162
56L.16X17	16X17	26,5x25,0	11,50x11,80	250	210
56L.17X19	17X19	27,5x25,6	11,80x12,80	270	250
56L.18X19	18X19	29,5x28,5	12,50x13,50	270	250
56L.20X22	20X22	32,2x29,9	13,50x14,50	300	361
56L.21X23	21X23	35,5x32,5	14,00x14,50	330	500
56L.24X27	24X27	40,0x36,2	14,50x16,00	370	604
56L.30X32	30X32	47,5x44,6	17,50x18,00	430	763

56L - Inch 10° hinged long-reach ring wrenches

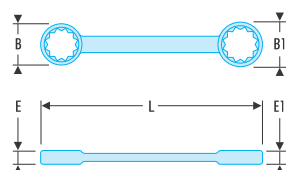


ASME B107.100

- Long-reach 10° offset-ring wrenches. Recess allows to pass fingers or an obstacle.
- Ergonomic handle to apply torque while maintaining comfort of use.
- OGV® profile 12-point ring for powerful tightening while protecting the nut.
- Inch sizes 3/16" to 13/16"
- Satin chrome finish.

Size	A ["]	B x B1 [mm]	E x E1 [mm]	L [mm]	ΔΔ [g]
56L.1/4X5/16	1/4x5/16	10,5x12,5	5,9x6,5	170	48
56L.5/16X11/32	5/16x11/32	12,5x13,5	6,5x7,2	180	62
56L.5/16X3/8	5/16x3/8	12,5x14,6	6,5x7,6	180	70
56L.3/8X7/16	3/8x7/16	14,6x16,7	7,6x8,3	185	82
56L.7/16X1/2	7/16x1/2	16,7x19	8,3x9,3	210	108
56L.1/2X9/16	1/2x9/16	19x21	9,3x10,3	220	137
56L.9/16X5/8	9/16x5/8	21x23,3	10,3x11,5	230	158
56L.5/8X3/4	5/8x3/4	23,3x27,5	11,5x12,8	260	216
56L.11/16X3/4	11/16x3/4	25,6x27,5	11,8x12,8	270	256
56L.13/16X7/8	13/16x7/8	29,9x32,2	13,5x14,5	300	363
56L.15/16X1P	15/16x1"	34,5x36,8	15x15,5	340	502
56L.1Px1P1/16	1"x1"1/16	36,8x38,8	15,4x16	370	598
56L.1P1/8x1P1/4	1"1/8x1"1/4	40,8x45,2	16x18	400	762

56A - Inch 10° hinged short-reach ring wrenches

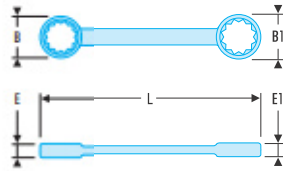
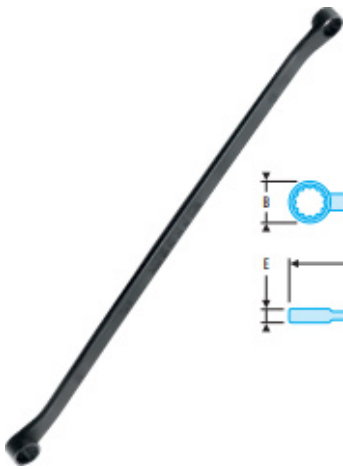


ASME B107.100

- Short-reach 10° offset-ring wrenches. Recess allows to pass fingers or an obstacle.
- The short-reach series increases accessibility.
- Ergonomic handle to apply torque while maintaining comfort of use.
- For 56A.3/16X7/32 6-point.
- OGV® profile 12-point ring for powerful tightening while protecting the nut.
- Inch sizes 3/16" to 13/16"
- Satin chrome finish.

Size	A ["]	B x B1 [mm]	E x E1 [mm]	L [mm]	ΔΔ [g]
56A.3/16X7/32	3/16x7/32	8,7x9,5	5,4x5,9	100	24
56A.1/4X5/16	1/4x5/16	10,5x12,5	5,9x6,5	110	31
56A.5/16X3/8	5/16x3/8	12,5x14,6	6,5x7,6	115	45
56A.3/8X7/16	3/8x7/16	14,6x16,7	7,6x8,3	122	55
56A.7/16X1/2	7/16x1/2	16,7x19	8,3x9,3	130	68
56A.1/2X9/16	1/2x9/16	19x21	9,3x10,3	140	89
56A.9/16X5/8	9/16x5/8	21x23,3	10,3x11,5	145	103
56A.5/8X3/4	5/8x3/4	23,3x27,5	11,5x12,8	160	139
56A.11/16X13/16	11/16x13/16	25,6x29,9	11,8x13	170	170

■ 57L - Metric 15° hinged long-reach offset-ring wrenches

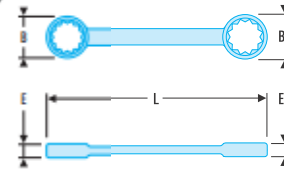
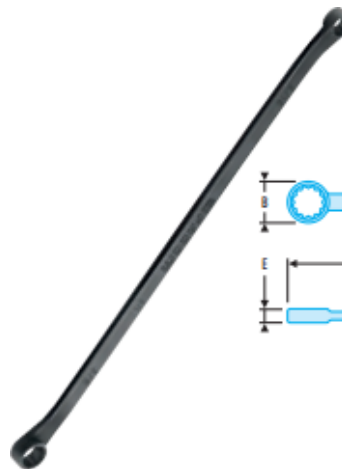


AS 955

- 15° thin wall long-reach offset-ring wrenches.
- Thin wall and long profile for maximum accessibility.
- Wrenches used in engine assembly and maintenance.
- OGV profile 12-point ring for powerful tightening.
- Sizes in mm: from 5,5 to 22
- Black phosphate finish.

➔	A [mm]	B x B1 [mm]	E x E1 [mm]	H [mm]	L [mm]	ΔΔ [g]
57L.5.5X7	5,5x7	9,5x10,7	6,3x7,3	4	191.8	50
57L.8X9	8x9	11,8x13,3	6,5x7,5	4	231.7	60
57L.8X10	8x10	11,8x14,6	6,5x7,5	4	231.7	66
57L.10X11	10x11	14,6x16	7,5x8,7	4	276.4	103
57L.10X12	10x12	14,6x17,3	7,5x8,7	4	276.4	105
57L.12X13	12x13	17,3x18,8	10,4x11,3	5	317.3	162
57L.12X14	12x14	17,3x18,8	10,4x11,3	5	317.3	181
57L.14X17	14x17	20x23,9	12x14	6	350.4	270
57L.17X19	17x19	23,9x26,5	14x15,1	7	390.3	360
57L.18X20	18x20	25,4x30,6	14x15,1	8	409.7	400
57L.19X22	19x22	28,5x31	16,7x17	8	409.7	425
57L.20X22	20x22	28,5x31	16,7x17	8	409.7	454

■ 57L - Inch 15° hinged long-reach offset-ring wrenches



AS 954G

- 15° thin wall long-reach offset-ring wrenches.
- Thin wall and long profile for maximum accessibility.
- Wrenches used in engine assembly and maintenance.
- OGV profile 12-point ring for powerful tightening.
- Inch sizes 7/32" to 7/8
- Black phosphate finish.

➔	A ["]	B x B1 [mm]	E x E1 [mm]	H [mm]	L [mm]	ΔΔ [g]
57L.7/32x1/4	7/32x1/4	9,5x10,7	6,3x7,3	4	191.8	42
57L.1/4x5/16	1/4x5/16	10,2x11,6	6,3x7,3	4	191.8	42
57L.5/16x3/8	5/16x3/8	11,8x14,6	6,5x7,5	4	231.7	60
57L.3/8x7/16	3/8x7/16	14,6x17,3	7,5x8,7	4	276.4	105
57L.7/16x1/2	7/16x1/2	17,3x18,8	10,4x11,3	5	317.3	185
57L.1/2x9/16	1/2x9/16	18,8x20	12x13,7	6	350.4	272
57L.9/16x5/8	9/16x5/8	20x22,8	13,7x14	6	350.4	278
57L.5/8x3/4	5/8x3/4	22,8x26,5	14x15,1	7	390.3	393
57L.11/16x13/16	11/16x13/16	25,4x30	14x15,1	8	396.1	503
57L.25/32x7/8	25/32x7/8	28,5x31	16,7x17	8	409.7	529

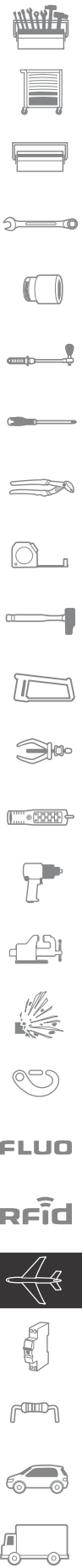
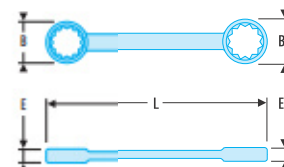
■ 57L.SPL - Spline 15° hinged long-reach offset-ring wrenches



AS 954G MS-33787 MIL-W-8982

- Spline profile 15° angled long wall offset-ring ratchets for aeronautical fasteners.
- Thin wall and long profile for maximum accessibility.
- Wrenches used in engine assembly and maintenance.
- The spline profile applies more torque with less strength as the tightening contact surface is higher.
- The contact points of a Spline wrench are always far from the nut's angles. This limits wear of the nuts.
- The Spline profile ensures high versatility. It is compatible with Spline, Torx, 4-, 6- and 12-point fasteners.
- Spline sizes: from 7 to 32
- Black phosphate finish.

➔	B [mm]	B x B1 [mm]	E x E1 [mm]	H [mm]	L [mm]	ΔΔ [g]
57L.7X9SPL	7/32x9/32	9,5x10,7	6,3x7,3	3,8	191.8	44
57L.8X10SPL	1/4x5/16	10,2x11,6	6,3x7,3	3,8	191.8	46
57L.12X14SPL	3/8x7/16	14,6x17,3	7,5x8,7	4	276.4	100
57L.16X18SPL	1/2x9/16	18,8x20	12x13,7	5,7	350.4	269
57L.18X20SPL	9/16x5/8	21,1x23,4	12x13,7	5,7	350.4	274
57L.22X24SPL	11/16x3/4	25,4x30	14x15,1	7,8	396.1	490
57L.26X30SPL	13/16x15/16	29,9x34,5	14,2x15,6	7,8	431	550
57L.28X32SPL	7/8x1P	32,2x36,8	15x16	7,8	431	590



FLUO

Rfid



SOCKETS 1/4"

SPLINE PROFILE WRENCHES AND SOCKETS

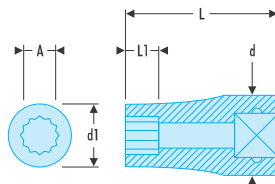
# THE SPLINE PROFILE IS SUITED TO SEVERAL TYPES OF PATTERNS

### Characteristics and benefits

- SPLINE wrenches and sockets are versatile products more effective than standard wrenches.
- A SPLINE wrench can replace many others as its profile is compatible with many patterns existing in the market.
- The contact points of a SPLINE wrench are always away from the nut angles. This reduces the risk of damaging the nut.
- On damaged nuts, locking is better as the SPLINE profile drives the nut on its flat part.



■ R.S - 1/4" Spline sockets

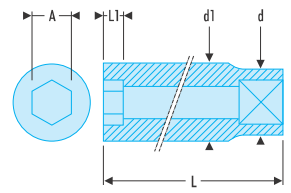


MIL-W-8982

- Profile adapted to aerospace fasteners.
- The Spline profile ensures high versatility. It is compatible with Spline, Torx, 4-, 6- and 12-point fasteners. Ensures more effective tightening with less effort.
- Thin wall.
- High performance level.
- Chrome finish.

Part No.	A ["]	d [mm]	d1 [mm]	L [mm]	L1 [mm]	ΔΔ [g]
R.7S	7/32	12	8.7	22	3.9	9
R.8S	1/4	12	9.5	22	4.3	9
R.9S	9/32	12	12	22	4.5	11
R.10S	5/16	12	12	22	5.5	13
R.12S	3/8	14.2	14.2	25	5.5	17
R.14S	7/16	16	14.2	25	7.8	22

■ R.SEL - 1/4" Spline long-reach sockets



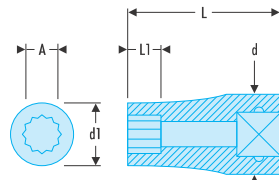
MIL-W-8982

- Profile adapted to aerospace fasteners.
- The Spline profile ensures high versatility. It is compatible with Spline, Torx, 4-, 6- and 12-point fasteners. Ensures more effective tightening with less effort.
- Thin wall and long-reach for long recess or thread access.
- High performance level.
- Chrome finish.

Part No.	A ["]	d [mm]	d1 [mm]	L [mm]	L1 [mm]	ΔΔ [g]
R.8SEL	1/4	12	9.5	50	4.3	20
R.10SEL	5/16	12	12	50	5.5	24

3/8" SOCKETS

J.S - 3/8" Spline sockets

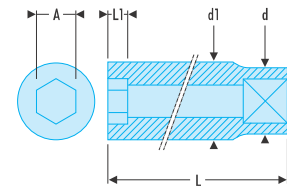


MIL-W-8982

- Profile adapted to aerospace fasteners.
- The Spline profile ensures high versatility. It is compatible with Spline, Torx, 4-, 6- and 12-point fasteners. Ensures more effective tightening with less effort.
- Thin wall.
- High performance level.
- Bright chrome finish.

Part No.	A ["]	d [mm]	d1 [mm]	L [mm]	L1 [mm]	ΔΔ [g]
J.12S	3/8	17	14	27	5.5	20
J.14S	7/16	17.5	16	27	7.8	25
J.16S	1/2	18.5	18.5	27	7.8	29
J.18S	9/16	20.6	20.6	27	8	37
J.20S	5/8	22.8	22.8	30	10.7	45

J.SEL - 3/8" Spline long-reach sockets



MIL-W-8982

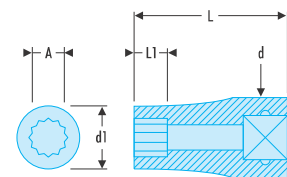
- Profile adapted to aerospace fasteners.
- The Spline profile ensures high versatility. It is compatible with Spline, Torx, 4-, 6- and 12-point fasteners. Ensures more effective tightening with less effort.
- Thin wall.
- High performance level.
- Bright chrome finish.

Part No.	A ["]	d [mm]	d1 [mm]	L [mm]	L1 [mm]	ΔΔ [g]
J.12SEL	3/8	17	14	63	5.5	47
J.14SEL	7/16	17.5	16	63	7.8	64
J.16SEL	1/2	18.5	18.5	63	7.8	70
J.18SEL	9/16	20.6	20.6	63	8	88

3/8" Spline impact socket 14 (7/16")

MIL-W-8982 MS-33787

- Aerospace dedicated socket: maintenance, fitting/removing engines of the CFM56 series.
- Black phosphate finish.



Part No.	A ["]	d [mm]	L [mm]	L1 [mm]	ΔΔ [g]
NJ.14S	7/16	18.9	29.5	7.8	34



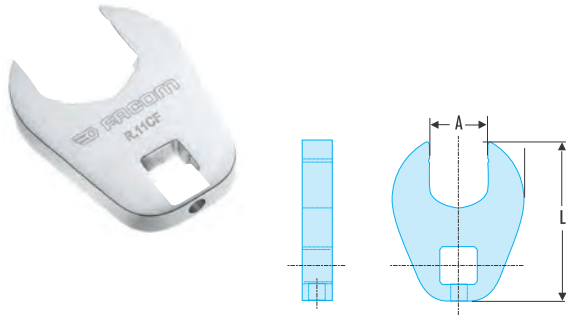
FLUO

RFID



1/4" CROWFOOT BITS

R.CF - 1/4" metric crowfoot end bits

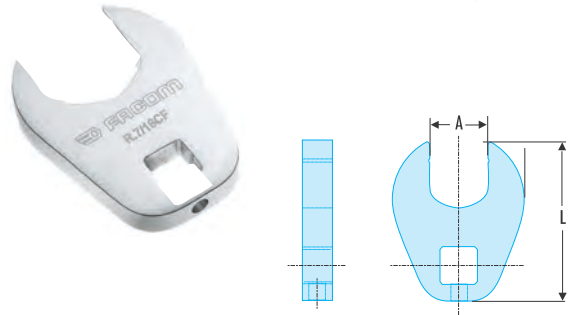


ASME B107.100

- Anti-slip design ensuring proper fitting on the fastener.
- Shaped to distribute the contact force over a larger surface.
- Suitable for use in confined spaces.
- Adapted to low torque uses.
- Sizes in mm: from 7 to 14
- Bright chrome finish.

Part No.	A [mm]	E [mm]	L [mm]	L1 [mm]	ΔΔ [g]
R.7CF	7	5.5	23.6	13.2	9
R.8CF	8	5.5	24.9	16.5	9
R.9CF	9	5.5	25.9	18.3	11
R.10CF	10	5.5	26.8	19.6	14
R.11CF	11	5.5	28.7	22.1	18
R.12CF	12	5.5	29.8	25.4	23
R.13CF	13	5.5	30.3	26.2	25
R.14CF	14	5.5	32.3	27.9	27

R.CF - 1/4" inch crowfoot open end bits

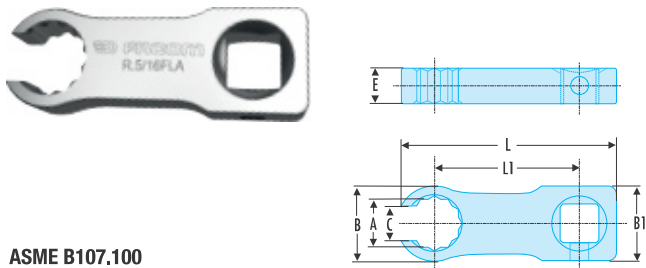


ASME B107.100

- Anti-slip design ensuring proper fitting on the fastener.
- Shaped to distribute the contact force over a larger surface.
- Suitable for use in confined spaces.
- Adapted to low torque uses.
- Inch sizes: from 1/4" to 9/16"
- Bright chrome finish.

Part No.	A ["]	E [mm]	L [mm]	L1 [mm]	ΔΔ [g]
R.1/4CF	1/4	5.5	23.1	13.5	9
R.5/16CF	5/16	5.5	24.8	16.5	14
R.3/8CF	3/8	5.5	26.4	19.8	16
R.7/16CF	7/16	5.5	28	22.1	18
R.1/2CF	1/2	5.5	29.6	26.2	23
R.9/16CF	9/16	5.5	31.2	28.4	25

R.FLA - 1/4" inch crowfoot box end bits

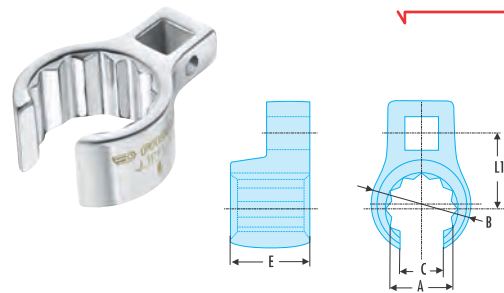


ASME B107.100

- Thin wall 12-point head.
- Max torque recommended: 8.5 N.m.
- Built to aeronautical specifications.
- Inch sizes: from 1/4" to 3/8"
- Bright chrome finish.

Part No.	A ["]	B [mm]	C [mm]	E [mm]	L1 [mm]	ΔΔ [g]
R.1/4FLA	1/4	11.9	4.5	5.9	36.3	13
R.5/16FLA	5/16	13.3	5.8	5.9	36.8	12.5
R.3/8FLA	3/8	15.7	7	5.9	38	14

J.FL - 3/8" inch crowfoot box end bits

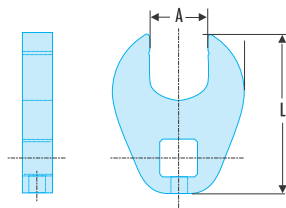


ASME B107.100

- Thin wall 12-point high head for better accessibility.
- Adapted to use in confined spaces inaccessible to ratchets and other wrenches.
- The hole in the drive bit secures the bit during use.
- Built to aeronautical specifications.
- Dimensions in inches: 5/8 to 1P1/16.
- Bright chrome finish.

Part No.	A ["]	B [mm]	C [mm]	L [mm]	ΔΔ [g]
J.5/8FL	5/8	24.6	18.3	38	40
J.11/16FL	11/16	27	18.3	41	46
J.3/4FL	3/4	29.4	19.1	43	54
J.13/16FL	13/16	31.4	19.1	45	58
J.7/8FL	7/8	33.7	19.8	48	68
J.15/16FL	15/16	35.7	19.8	49	72
J.1PFL	1P	37.7	20.6	51	74
J.1P1/16FL	1P1/16	39.7	20.6	53	83

■ J.CF - 3/8" metric crowfoot open end bits



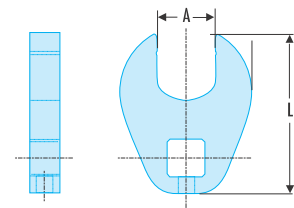
ASME B107.100

- Anti-slip design ensuring proper fitting on the fastener.
- Shaped to distribute the contact force over a larger surface.
- Suitable for use in confined spaces.
- Adapted to low torque uses.
- Sizes in mm: from 8 to 32
- Bright chrome finish.

➤	A [mm]	E [mm]	L [mm]	L1 [mm]	ΔΔ [g]
J.8CF	8	8	33.8	22.9	20
J.9CF	9	8	33.6	22.9	22
J.10CF	10	8	34.2	23.6	25
J.11CF	11	8	34.8	23.6	32
J.12CF	12	8	37.4	27.9	35
J.13CF	13	8	37.9	27.9	37
J.14CF	14	8	38.5	30	40
J.15CF	15	8	41.1	34.3	45
J.16CF	16	8	42.2	34.3	49
J.17CF	17	8	43.6	35.8	54
J.18CF	18	8	48.9	40.9	59
J.19CF	19	8	49.5	40.9	61
J.20CF	20	8	52.5	40.9	63
J.21CF	21	8	53.4	43.9	65
J.22CF	22	8	56.3	43.9	68
J.23CF	23	8	59.4	51.3	75
J.24CF	24	8	60.7	51.3	80
J.27CF	27	8	59.8	51.3	90
J.30CF	30	8	62.4	54	100
J.32CF	32	8	61.8	54	110



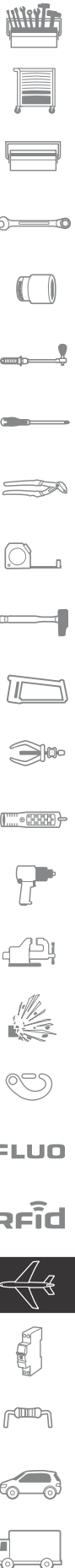
■ J.CF - 3/8" inch crowfoot open end bits



ASME B107.100

- Anti-slip design ensuring proper fitting on the fastener.
- Shaped to distribute the contact force over a larger surface.
- Suitable for use in confined spaces.
- Adapted to low torque uses.
- Inch sizes: from 3/8" to 3"
- Bright chrome finish.

➤	A ["]	E [mm]	L [mm]	L1 [mm]	ΔΔ [g]
J.3/8CF	3/8	8	32.3	23.4	27
J.7/16CF	7/16	8	33.1	23.4	29
J.1/2CF	1/2	8	35.8	27.9	32
J.9/16CF	9/16	8	40	31.5	35
J.5/8CF	5/8	8	42.1	34.3	41
J.11/16CF	11/16	8	47.5	39.1	45
J.3/4CF	3/4	8	48.5	40.4	50
J.13/16CF	13/16	8	50	43.7	52
J.7/8CF	7/8	8	51.3	45.2	54
J.15/16CF	15/16	8	52.8	45.7	59
J.1PCF	1P	8	54.1	50.8	70
J.1P1/16CF	1P1/16	8	55.3	53.1	109
J.1P1/8CF	1P1/8	8	56	53.1	115
J.1P3/16CF	1P3/16	8	57.6	53.8	120
J.1P1/4CF	1P1/4	8	59.5	54.6	122
J.1P5/16CF	1P5/16	8	61.9	54.6	125
J.1P3/8CF	1P3/8	8	63.4	61	131
J.1P7/16CF	1P7/16	8	65.3	61	135
J.1P1/2CF	1P1/2	8	67.8	65.8	150
J.1P9/16CF	1P9/16	8	69.3	65.8	154
J.1P5/8CF	1P5/8	8	71.2	69.1	163
J.1P11/16CF	1P11/16	8	73.6	69.1	172
J.1P3/4CF	1P3/4	8	74.5	73.7	177
J.1P13/16CF	1P13/16	8	76.9	73.7	181
J.1P7/8CF	1P7/8	8	77.9	81.3	204
J.1P15/16CF	1P15/16	8	81.1	84.8	222
J.2PCF	2P	11.1	85.2	88.1	322
J.2P1/16CF	2P1/16	11.1	86.8	88.1	331
J.2P1/8CF	2P1/8	11.1	90	91.2	336
J.2P3/16CF	2P3/16	11.1	91.7	92.7	354
J.2P1/4CF	2P1/4	11.1	93.3	99.1	404
J.2P5/16CF	2P5/16	11.1	95	100.8	408
J.2P3/8CF	2P3/8	11.1	99.6	105.4	458
J.2P7/16CF	2P7/16	11.1	103.7	105.4	467
J.2P1/2CF	2P1/2	11.1	106.9	108.7	499
J.2P9/16CF	2P9/16	11.1	108.5	110.2	503
J.2P5/8CF	2P5/8	11.1	112.5	116.6	576
J.2P11/16CF	2P11/16	11.1	114.5	119.9	608
J.2P3/4CF	2P3/4	11.1	117.6	121.4	621
J.2P13/16CF	2P13/16	11.1	121.5	121.4	626
J.2P7/8CF	2P7/8	11.1	123.3	129.3	689
J.2P15/16CF	2P15/16	11.1	124.9	130.8	703
J.3PCF	3P	11.1	125.7	130.8	717



## SETS OF 1/4" - 3/8" CROWFOOT PROFILE

## Set of 1/4" metric crowfoot open end bits



Includes:

- 8 x 1/4" Crowfoot metric-size open end bits:  
R.7CF - 8CF - 9CF - 10CF - 11CF - 12CF - 13CF - 14CF.
- Foam tray: PM.RJ8CF.
- Empty case: BP.102.



ED	H [mm]	L [mm]	P [mm]	Qty	ΔΔ [g]
R.J8CF	50	200	115	8	294

## Set of 1/4" inch crowfoot open end bits



Includes:

- 6 x 1/4" crowfoot inch-size open end bits:  
R.1/4CF - 5/16CF - 3/8CF - 7/16CF - 1/2CF - 9/16CF .
- Foam tray: PM.RJ6CFU.
- Empty case: BP.102.



ED	H [mm]	L [mm]	P [mm]	Qty	ΔΔ [g]
R.J6CFU	50	200	125	6	264

## 3/8" CROWFOOT PROFILE BITS

## Set of 3/8" metric crowfoot open end bits



Includes:

- 14 x 3/8" Crowfoot metric-size open end bits:  
J.10CF - 11CF - 12CF - 13CF - 14CF - 15CF - 16CF -  
17CF - 18CF - 19CF - 21CF - 22CF - 23CF - 24CF.
- Foam tray: PM.JJ14CF.
- Empty case: BP.112.



ED	H [mm]	L [mm]	P [mm]	Qty	ΔΔ [kg]
J.J14CF	65	385	165	14	1.4

▪ Set of 3/8" inch crowfoot open end bits

Comprises:

- 11 x 3/8" Crowfoot inch-size open end bits: J.3/8CF - 7/16CF - 1/2CF - 9/16CF - 5/8CF - 11/16CF - 3/4CF - 13/16CF - 7/8CF - 15/16CF - 1PCF.
- Foam tray: PM.JJ11CFU.
- Empty case: BP.112.



🔪	H [mm]	L [mm]	P [mm]	Qty	ΔΔ [kg]
J.J11CFU	65	385	165	11	1.2

▪ Set of 3/8" inch flare-nut bits

Comprises:

- 8 x 3/8" piping Crowfoot inch-size open end bits: J.5/8FL - 11/16FL - 3/4FL - 13/16FL - 7/8FL - 15/16FL - 1PFL - 1P1/16FL.
- Foam tray: PM.JJ8FLU.
- Empty case: BP.115.



🔪	H [mm]	L [mm]	P [mm]	Qty	ΔΔ [g]
J.J8FLU	65	335	150	8	915


▪ Set of 9 3/8" to spline adaptors

Includes:

- 11 metric-size open end bits 3/8": J.7SPR - 8 - 9 - 10 - 12 - 14 - 16 - 18 - 20.
- Foam tray: PM.JJ9SPR.
- Empty case: BP.115.



🔪	H [mm]	L [mm]	P [mm]	ΔΔ [g]
J.J9SPR	70	327	150	970



FLUO

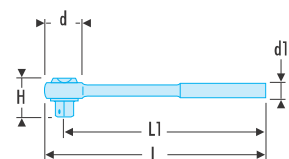
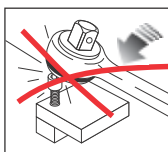
Rfid





RATCHETS 1/4"

1/4" Fluo Hi-Lok® ratchet



ISO 3315

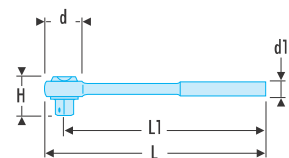
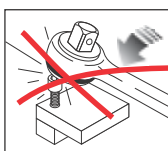
- Specific ratchet for use on Hi-Lok®, Hi-Lite® or Hi-Tigue® rivets.
- The sockets are locked onto square drive by a metal clip.
- Hole in the ratchet head to insert a key to lock the fastener during the tightening phase.
- Highly compact head for better accessibility.
- 1/4" square drive bit.
- 72 tooth mechanism for 5° increments.
- Detect the tool thanks to its fluorescence, activated by a lamp or UV neon light. Detectable in black or dark environment up to 5 metres.



ISO	d [mm]	d1 [mm]	L [mm]	L1 [mm]	ΔΔ [g]
RL.161HLF	22	20	120	110	80

RATCHETS 3/8"

3/8" Fluo Hi-Lok® ratchet



ISO 3315

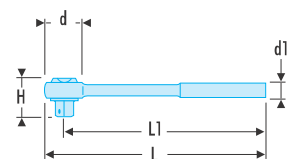
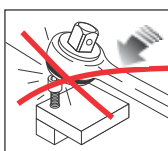
- Specific ratchet for use on Hi-Lok®, Hi-Lite® or Hi-Tigue® rivets.
- The sockets are locked onto square drive by a metal clip.
- Hole in the ratchet head to insert a key to lock the fastener during the tightening phase.
- Highly compact head for better accessibility.
- 3/8" square drive bit.
- 72 tooth mechanism for 5° increments.
- Detect the tool thanks to its fluorescence, activated by a lamp or UV neon light. Detectable in dark environments up to 5 metres.



ISO	d [mm]	d1 [mm]	H [mm]	L [mm]	L1 [mm]	ΔΔ [g]
JL.161HLF	29	27	29	210	195	200

RATCHETS 1/2"

1/2" Fluo Hi-Lok® ratchet



ISO 3315

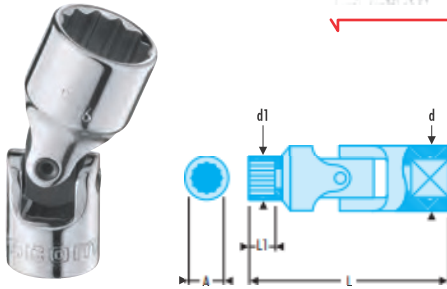
- Specific ratchet for use on Hi-Lok®, Hi-Lite® or Hi-Tigue® rivets.
- The sockets are locked onto square drive by a metal clip.
- Hole in the ratchet head to insert a key to lock the fastener during the tightening phase.
- Highly compact head for better accessibility.
- 1/2" square drive bit.
- 72 tooth mechanism for 5° increments.
- Detect the tool thanks to its fluorescence, activated by a lamp or UV neon light. Detectable in dark environments up to 5 metres.



ISO	d [mm]	d1 [mm]	H [mm]	L [mm]	L1 [mm]	ΔΔ [g]
SL.161HLF	37	32	37	262	245	446

SOCKETS 1/4"

R.F - 1/4" drive hinged 12-point sockets

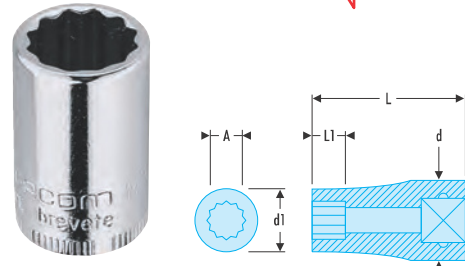


ASME B107.110

- OGV® profile: more powerful tightening, preserves fasteners.
- Compact solution used instead of universal joint.
- Finish: bright chrome.

Size	A ["]	d [mm]	d1 [mm]	L [mm]	L1 [mm]	Hex [mm]	ΔΔ [g]
R.3/16F	3/16	13	8,0	31,6	5,3	12	13
R.7/32F	7/32	13	8,5	32,4	6,1	12	13
R.1/4F	1/4	13	9,8	32,8	6,5	12	13
R.9/32F	9/32	13	10,5	32,8	6,5	12	13
R.5/16F	5/16	13	12,0	33,3	7,0	12	14
R.11/32F	11/32	13	13,3	33,3	7,0	12	16
R.3/8F	3/8	13	13,7	34,6	8,3	12	21
R.7/16F	7/16	13	15,5	35,8	9,5	12	27
R.1/2F	1/2	13	18,0	36,8	10,5	12	34
R.9/16F	9/16	13	19,2	36,8	10,5	12	35

RB - 1/4" drive inch 12-point thin wall sockets




ASME B107.110

- OGV® profile: more powerful tightening, preserves fasteners.
- Thin-wall for better access, conform with aeronautical standards.
- Finish: bright chrome.

Size	A ["]	d [mm]	d1 [mm]	L [mm]	L1 [mm]	Hex [mm]	ΔΔ [g]
RB.3/16	3/16	11,2	7,6	22	4,8	12	7
RB.7/32	7/32	11,2	8,7	22	5,5	12	8
RB.1/4	1/4	11,2	9,7	22	6,0	12	8
RB.9/32	9/32	11,2	10,6	22	6,0	12	10
RB.5/16	5/16	11,9	11,9	22	6,5	12	10
RB.11/32	11/32	12,9	12,9	22	6,5	12	11
RB.3/8	3/8	13,7	13,7	22	7,8	12	14
RB.7/16	7/16	14,8	15,8	22	9,0	12	17
RB.1/2	1/2	16,0	16,9	22	10,0	12	18
RB.9/16	9/16	17,5	18,7	22	10,0	12	22

3/8" SOCKETS

J.F - 3/8" drive hinged inch 12-point sockets

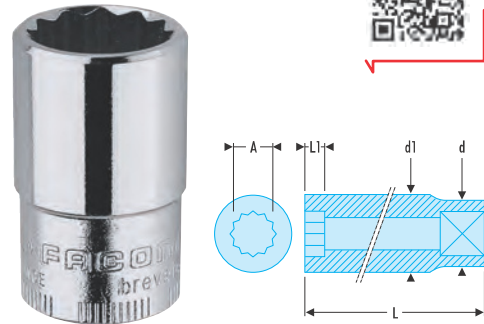


ASME B107.110

- OGV® profile: more powerful tightening, preserves fasteners.
- Compact solution used instead of universal joint.
- Finish: bright chrome.

Size	A ["]	d [mm]	d1 [mm]	L [mm]	L1 [mm]	Hex [mm]	ΔΔ [g]
J.3/8F	3/8	19	14,0	27	8,3	12	26
J.7/16F	7/16	19	15,8	27	9,8	12	27
J.1/2F	1/2	19	18,3	30	11,3	12	36
J.9/16F	9/16	19	19,5	30	11,3	12	34
J.5/8F	5/8	19	22,00	30	12,8	12	46
J.11/16F	11/16	19	24,00	33	13,8	12	74
J.3/4F	3/4	19	25,8	33	15,8	12	76

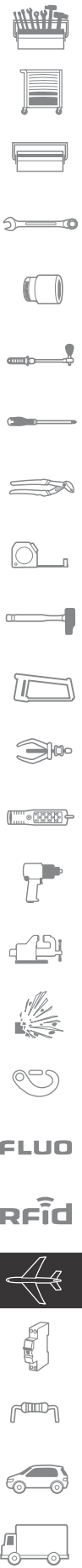
JB - 3/8" inch 12-point sockets



ASME B107.110

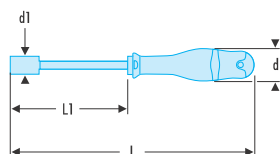
- OGV® profile: more powerful tightening, preserves fasteners.
- Built to aeronautical specifications.
- Finish: bright chrome.

Size	A ["]	d [mm]	d1 [mm]	L [mm]	L1 [mm]	Hex [mm]	ΔΔ [g]
JB.1/4	1/4	16,7	9,7	27	6,0	12	20
JB.5/16	5/16	16,7	11,7	27	6,8	12	21
JB.11/32	11/32	16,7	12,7	27	6,8	12	22
JB.3/8	3/8	16,7	13,7	27	7,5	12	23
JB.7/16	7/16	16,7	15,6	27	9,0	12	24
JB.1/2	1/2	16,7	17,6	30	10,4	12	27
JB.9/16	9/16	18,5	19,6	30	10,5	12	33
JB.5/8	5/8	20,0	21,6	30	12,0	12	42
JB.11/16	11/16	22,0	23,6	32	13,0	12	50
JB.3/4	3/4	22,8	25,4	32	15,0	12	55
JB.13/16	13/16	24,0	27,4	32	16,0	12	68
JB.7/8	7/8	24,0	29,4	32	16,0	12	68



SCREWDRIVERS

PROTWIST® ratchet blade holder screwdriver + 15 bits



- High quality 45-teeth ratchet = fast screwing, accuracy, strength and longevity.
- 3-position bush: screwing, unscrewing and locking (hand selection).
- Storage cap for charger.
- Cap can be used as mini bit holder for use in confined spaces.
- Partially hollow handle to store more bits or screws.
- Bimaterial ergonomic handle for comfortable and reliable screwing.
- Very low blade return torque.
- Powerful magnetic adapter allowing the magnet to hold the bit and screw.
- Magnetised central storage of chargers serves as additional mini bit holder.
- Including 2 chargers:
  - 1 charger containing 7 screw bits + 1 separate: ' 4 - 6,5 ; ( PH.1 - PH.2 ; § PZ.1 - PZ.2 ; 3 4 - 6.
  - 1 transparent charger containing 7 Resistorx bits 1 EXR.110 - EXR.115 - EXR.120 - EXR.125 - EXR.127 - EXR.130 - EXR.140.



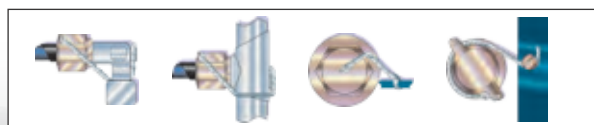
	d [mm]	d1 [mm]	L [mm]	L1 [mm]
<b>ACL.1A</b>	38.1	10	225	100

FACOM LOCKING-WIRE PLIERS



Fast twist in lock-wire securing assemblies subject to vibration.

- For stainless and Inconel wire Ø 1 mm.
- Lateral wire cutter.
- Slim nose-tip for optimum manoeuvrability.
- 10" model: 3 turns, 125 mm travel.
- 8" model: 2.5 turns, 95 mm travel.

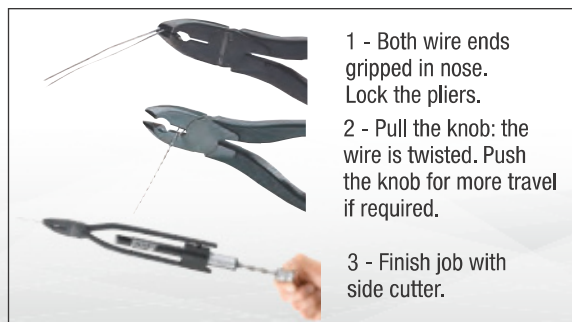


Automatic model

- Automatic-reset model for simplicity and time-saving.

Reversible model

- For working in either direction.

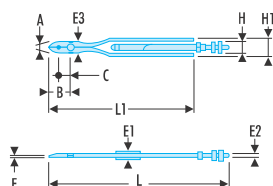


- 1 - Both wire ends gripped in nose. Lock the pliers.
- 2 - Pull the knob: the wire is twisted. Push the knob for more travel if required.
- 3 - Finish job with side cutter.

AERO PLIERS

LOCKING-WIRE PLIERS

Short locking-wire pliers 8"



ASME B107.500

- 445.8R = "automatic" model.
- 445.8DS = "reversible" model.
- Side wire-cutter: stainless steel diameter 1 mm.
- 2.5 turns: 95 mm length.

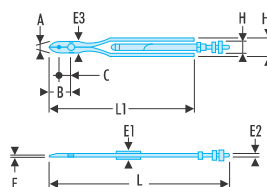


	A [mm]	B [mm]	C [mm]	E [mm]	E1 [mm]	E2 [mm]	E3 [mm]	H [mm]	H1 [mm]	L [mm]	L1 [mm]	ΔΔ [g]
<b>445.8R</b>	3	20	7	2,5	15	10,5	15	22	37	215	170	245
<b>445.8DS</b>	3	22	9	2,2	15	29,8	14	30	41	284	170	320

Locking-wire pliers 10"

ASME B107.500

- 445.10R = "automatic" model.
- 445.10DS = "reversible" model.
- Side wire-cutter: stainless steel diameter 1 mm.
- 3 turns: 125 mm length.



	A [mm]	B [mm]	C [mm]	E [mm]	E1 [mm]	E2 [mm]	E3 [mm]	H [mm]	H1 [mm]	L [mm]	L1 [mm]	ΔΔ [g]
445.10R	3	30	11	2,5	15,5	11,5	19	25	40	360	230	400
445.10DS	3	30	11	2,2	15,5	29,8	19	30	45	360	230	450

AEROSPACE

Inspection creeper

- High density foam padded vinyl headrest resistant to automotive fluid.
- Frame made of ovoid-shape tube: no protruding angle to improve comfort and better wheel fastening.
- Maximum height: 100 mm.
- Max. chassis load: 150 kg.
- 6 wheels.
- Dimensions (L x W): 1010 x 630 mm.



	Width l [mm]	L [mm]	ΔΔ [kg]
DTS.1B	630	1010	8.2

Heavy-duty inspection creeper

- Adjustable headrest.
- Tool tray.
- High density foam padded vinyl headrest resistant to automotive fluid.
- Maximum height: 100 mm.
- Max. chassis load: 150 kg.
- 6 wheels.
- Dimensions: 101 x 63 cm.



	Width l [mm]	L [mm]	ΔΔ [kg]
DTS.2B	630	1010	10.0

Mid-height work seat

- Ideal for working on wheels, brakes and bodywork.
- Thick heavy-duty PVC padding.
- Stability ensured by 4 wheels diameter 75 mm.
- Magnetic surface for fasteners and small components.
- Overall height: 590 mm.
- Seat height: 420 mm.
- Dimensions (L x W): 463 x 430 mm.



	H [mm]	Width l [mm]	L [mm]	ΔΔ [kg]
DTS.4A	590	630	1010	5,5



FLUO

RFid



## INSPECTION MIRRORS


## 834A.R - Flexible mirrors



- Flexible mirror adapting to all types of parts.
- Hinged head for enhanced visibility in cluttered locations.

	d [mm]	L [mm]	$\Delta\Delta$ [g]
<b>834A.R</b>	70x45	308	44

## 829 - Orientable flexible mirrors



- Orientable flexible mirror.
- The mirror turns when pressing the buttons on the handle.

	d [mm]	L [mm]	$\Delta\Delta$ [g]
<b>829</b>	70x45	495	225
<b>829AR</b>	55	480	224

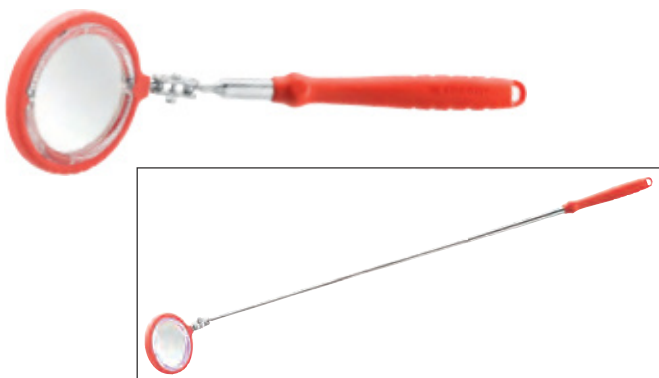
## 834B.RTI - Telescopic mirrors



- Mirror with LED back lighting for better visibility in dark areas.
- Scratch resistant glass.
- Molded plastic rim around the glass to protect parts worked on and ensure mirror durability.
- Joint easily adjustable, even locks, by screw.
- Ergonomic plastic handle resists to solvents: Skydroll, diesel fuel, etc.
- Max length 850 mm.

	d [mm]	L [mm]	$\Delta\Delta$ [g]
<b>834B.RTI</b>	55	955	78
<b>834B.RTIS</b>	33	935	68
<b>834B.RTIR</b>	70x54	970	88

## Telescopic mirror with magnifying effect



- Mirror with magnifying effect.
- Scratch resistant glass.
- Molded plastic rim around the glass to protect parts worked on and ensure mirror durability.
- Joint easily adjustable, even locks, by screw.
- Ergonomic plastic handle resists to solvents: Skydroll, diesel fuel, etc.
- Max length 850 mm.

	$\Delta\Delta$ [g]
<b>834B.RTIM</b>	78

INSPECTION MIRRORS

Flexible mechanical retriever 1000 mm

- Max nose opening diameter: 29 mm.
- Length: 1000 mm.



Icon	L [mm]	ΔΔ [g]
826.2	1000	400

"Luminous" flexible magnetic retriever

- Magnet diameter: 15 mm.
- Max lifted weight: 1.2 kg.
- LR1 battery.



Icon	L [mm]	ΔΔ [g]
828	590	220

Extra-thin flexible magnetic finger

- Flexible and long head diameter model.
- Maximum supported weight: 120 g.



Icon	L [mm]	ΔΔ [g]
827.1	530	80



FLUO

RFid





# ELECTRICITY



## CABLE-SHEATH STRIPPERS

926


- Cable-sheath strippers 926
- Multifunction sheath strippers 928



## WIRE STRIPPERS

929

- Automatic wire strippers 929
- Automatic lateral wire strippers 930
- End wire strippers 931



## CRIMPING PLIERS

932

- Pre-insulated terminal crimping pliers 932
- Tubular terminal and sleeve crimping pliers 935
- Crimping dies 936
- Open core connector crimping pliers 937
- Wire end crimping pliers 937
- Transmission connectors crimping pliers 938
- Terminal sets 939



## WIRING TOOLS

940

- Sleeving pliers 940
- Plastic cable-tie pliers 940
- Glue gun 941
- Cabinet keys 941



## WIRE PULLER AND ACCESSORIES

942

- Nylon rods 942
- Glass fibre rods 943
- Nylon rods 943
- Accessories 943
- Consumables for nylon and glass fibre rods 944
- Accessories for nylon steel rods 944



## HOLE PUNCHES

945

- Hole punches for ISO sizes 946
- Accessories 947



## PHYSICAL MEASUREMENT

948

- Testers 948
- Thermometer 949



## VE SERIES 1,000 VOLT INSULATED TOOLING

950

- Pliers 950
- Screwdrivers 954



## VSE SERIES 1,000 VOLT INSULATED TOOLING

956

- Pliers 956
- Cable cutter 960
- Hacksaw frame 960
- Knife 961
- Wrenches 961
- Offset keys 962
- Box wrenches 962
- Sockets 1/4" 963
- Ratchets and accessories 1/4" 963
- Sockets 3/8" 964
- Bit sockets 3/8" 965
- Ratchets and accessories 3/8" 965
- Socket sets and accessories 3/8" 966
- Sockets 1/2" 966
- Bit sockets 1/2" 966
- Ratchets and accessories 1/2" 966
- Socket sets and accessories 1/2" 968
- Torque wrench 969
- Insulated gloves 969
- Insulated mats 970
- Insulated pliers 970
- Insulated tool sets 970



FLUO

RFID





CABLE-SHEATH STRIPPERS

MULTIFUNCTION SHEATH STRIPPER

**Easy sheath stripping trigger for 30% less effort**



PVC cables  
Ø 4>28 mm

**Pivoting blade for faster and easier sheath stripping**



**Easy blade change**

- Easy blade change by pressing the release and locking point.



- 1 - Trigger system.
- 2 - Adjustment screw.
- 3 - Pivoting blade.
- 4 + 5 Double safety.
- 4 - Cutting blade out => trigger locked.
- 5 - Stop blade.
- 6 - Stripping point.
- 7 - Spare pivot blade.
- 8 - Pivot blade locking.
- 9 - Pivot blade release.

**Ergonomic comfort grip handle**



**DOUBLE SAFETY**  
Cutting blade out  
=> trigger locked. Stop blade.



■ Multifunction trigger sheath-stripper



- Trigger system: 30% less effort.
  - Self-swivelling blade: fast and easy sheath removal.
  - Double safety:
    - Cutting blade out = trigger locked.
    - Lock back blade.
  - Capacity: round PVC cable 4 to 28 mm diameter.
  - Stripping zone.
- 872272: set of 6 spare blades (5 self-swivel blades and 1 knife blade).



872271

ΔΔ [g]  
150

PIVOTING BLADE SHEATH STRIPPER



Extended hook for easy cable placing.



Easy, handy thumb wheel adjustment.



Ergonomic "low effort" push-button.



Rounded handle for a perfect grip.



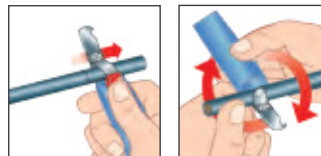
Sheath strippers

- "Effort reducer" push button.
- Spare blade stored in the handle.
- Easily accessible adjustment knob.
- Self-swivel blade.
- 985955 straight blades.
- 985956 hooked blades.

986061: Set of 5 auto-swivel blades for sheath strippers 985951 - 985952 - 985953 - 985954 - 985955 - 985956.



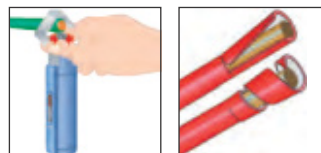

Ref	Capacity Ø maxi [mm]	ΔΔ [g]
985951	16	65
985952	28	65
985953	35	65
985954	50	65
985955	28 LD	75
985956	28 LC	75



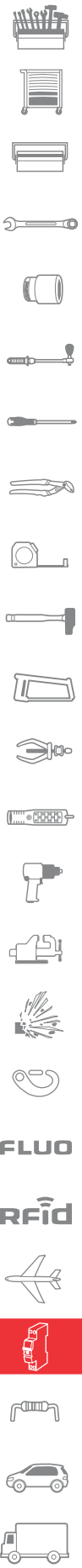
LONGITUDINAL/HELICOIDAL CABLE-SHEATH STRIPPER

Rotary sheath and insulation stripping tool

- Tool perfectly suited to stripping sheaths over long lengths.
- 2 possibilities of use:
  - Longitudinal sheath stripping.
  - Helicoidal sheath stripping by simple head rotation.
- Capacity: diameter 4.5 to 29 mm.

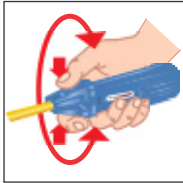
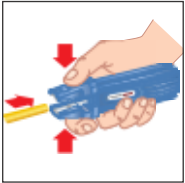


Ref	L [mm]	ΔΔ [g]
985957	137	97



## MULTIFUNCTION SHEATH STRIPPERS

### ■ Multifunction sheath stripper



- Ideal for stripping sheaths on cables at the bottom of embedding boxes.
- Allows for stripping without prior adjustment.
- Also allows for stripping coax cables.
- Sheath stripping: diameter 4 to 13 mm.
- Stripping: section 0.5 to 16 mm<sup>2</sup>.
- Coax cables: diameter 4 to 8 mm.



	$\Delta\Delta$ [g]
985962	90

### ■ Coax and multipair cable sheath stripper



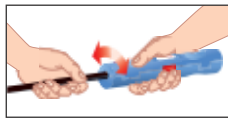

- Tool facilitating sheath stripping of coax and twisted multipair (UTP and STP) cables and optical fibers.
- Capacity: diameter 11 mm.



	$\Delta\Delta$ [g]
985936	35

## COAX CABLE-SHEATH STRIPPERS

### ■ Sheath and insulation stripper for coaxial and twisted-pair cables

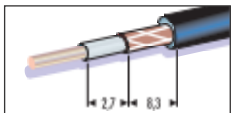


- 2 useful sides:
  - Sheath stripping.
  - Stripping.
- Capacity: diameter 4.8 to 7.5 mm.



	$\Delta\Delta$ [g]
985964	26

### ■ Strippers for coax cables types RG.58, RG.59 and RG.62



- Stripper pre-adjusted to strip coax cables in a single operation.
  - Stripping obtained allows direct fitting of BNC connectors used in computing, video, radio-telephony.
  - Compact, non adjustable without tool.
  - Reversible blade cassette doubling the time of use, supplied with calibration shim.
- 838.CX58L: Spare blade cassette.



	$\Delta\Delta$ [g]
838.CX58	75

AUTOMATIC WIRE STRIPPERS

AUTOMATIC WIRE STRIPPER



*Swingo*

The all-purpose stripper!

One tool for cutting and stripping wires from 0.02 to 10 mm<sup>2</sup>.



- Adjustable stripping depth.
- Soft grips.
- Jaw force adjustment according to temperature conditions: indoor or outdoor working, hard or soft insulation.
- Mechanism designed for smooth, effortless wire stripping.
- Very easy blade change.

Tested to 150,000 cycles



■ SWINGO® automatic stripper

- 2 functions: cutting and stripping.
  - Play take-up mechanism for smooth and easy stripping.
  - Stripping capacity: 0.02 to 10 mm<sup>2</sup> (AWG: 32 - 8).
  - Stripping length adjusted from 3 to 18 mm.
  - Built-in cutting function:
    - Cutting up to: 1.5 mm<sup>2</sup> single strand wire.
    - Cutting up to: 10 mm<sup>2</sup> multi strand wire.
  - Ergonomic body in glass charged nylon.
- 793207: Spare jaw.  
793910: Set of 2 spare pads.



AWG	Cut	ΔΔ [g]
32 - 8	10 mm <sup>2</sup>	136

■ SWINGO 90® automatic stripper and cutter

- 2 functions: cutting and stripping.
  - Pistol grip for the optimum position for high volume stripping and cutting.
  - Stripping capacity: 0.02 to 10 mm<sup>2</sup> (AWG: 32 - 8).
  - Stripping length adjusted from 3 to 18 mm.
  - Built-in cutting function:
    - Cutting up to: 1.5 mm<sup>2</sup> single strand wire.
    - Cutting up to: 10 mm<sup>2</sup> multi strand wire.
  - Durable and lightweight for intense work, tested to over 150,000 cycles. Twice the strength of standard nylon/PA6.
- 793910: Set of 2 spare pads.



ΔΔ [g]
165,5



AUTOMATIC LATERAL WIRE STRIPPERS

Automatic lateral wire strippers



- These strippers offer high precision stripping with a diameter suited to each conductor.
- 175.E: Spare blade for 986058.
- 175.T: Spare blade for 986059.

ID	Pattern	Section [mm <sup>2</sup> ]	ΔΔ [g]
986058	∅ : 0,6 - 0,8 - 1,0 - 1,2 - 1,6 - 2,0 - 2,5 mm <sup>2</sup>	1,5 -> 4,0	370
986059	∅ : 2,0 - 2,4 - 3,1 - 4,0 mm <sup>2</sup>	2,4 -> 10,0	370

High precision strippers for Teflon insulators



- High precision to cut the insulator circularly without damaging the conductor.
- Offset jaws designed to avoid marking insulators.
- AWG: 26 - 24 - 22 - 20 - 18 - 16.
- Die diameter: 0.55 - 0.65 - 082 - 1.05 - 1.30 - 1.55 mm.
- 165.U: Spare knife.

ID	Dimension [mm]	ΔΔ [g]
165.1	250 x 75 x 22	370

AUTOMATIC WIRE CUTTERS-STRIPPERS

Automatic wire cutter-stripper



- For single or multiple strand with automatic adjustment to wire diameter.
- 1 tool only, 1 gesture for 2 operations:
  - Cutting.
  - Stripping.
- Stripping capacity: 0.4 to 4 mm<sup>2</sup>
- Stripping length adjusted by button: 4 to 17 mm.
- Cutting diameter: 0.7 to 2.3 mm.
- AWG: 21 - 11.
- 162-L1: Spare knives.

ID	L [mm]	AWG	Dimension [mm]	ΔΔ [g]
985761	160	21 - 11	290 x 80 x 22	340

Dual automatic wire cutter-stripper



- Allows to cut and strip the wire on both sides for fast wiring operations.
- The wire is pre-stripped automatically at the right length.
- Stripping capacity: 0.4 to 4 mm<sup>2</sup>.
- Stripping length adjusted by button: 4 to 17 mm.
- Cutting diameter: 0.7 to 2.3 mm.
- AWG: 21 - 11.
- 162-2L1: Spare knives.

ID	L [mm]	AWG	ΔΔ [g]
985762	160	21 - 11	430

Wire cutter and stripper

- For multistrand cutting and stripping:
  - Diameter: 1.0 - 1.3 - 1.7 - 2.0 - 2.4 - 3.0 mm.
  - Section: 0.8 - 1.3 - 2.3 - 3.0 - 4.5 - 7.0 mm<sup>2</sup>.
  - AWG: 20 - 18 - 16 - 14 - 12 - 10.
- 6 dies calibrated by grinding.
- End nipper.
- Return and lock spring.



Icon	L [mm]	ΔΔ [g]
163	150	115

END WIRE STRIPPERS

Extra-slim wire strippers

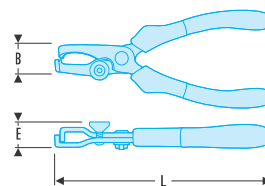
- For single and multistrand wires:
  - Max diameter: 1.5 mm.
  - Max section: 1.8 mm<sup>2</sup>.
  - Max AWG: 14.
- Narrow knives.
- Cutting depth adjusted by end stop.
- Length: 130 mm.
- Thickness: 4 mm.
- Finish: burnished, PVC grip.



Icon	L [mm]	ΔΔ [g]
194.12	130	70

Wire strippers


- For single or multiple strand wires 0.5 to 6 mm<sup>2</sup>.
- Adjustment screw with lock nut.
- Metal return spring.
- Forged pliers.
- Automatic handle opening for speed and ease of use.



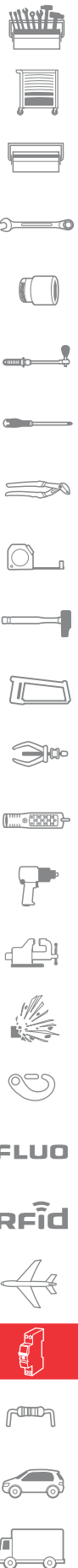
Icon	B [mm]	E [mm]	L [mm]	ΔΔ [g]
194A.17CPE	17	8,5	170	185

Coated wire strippers

- Treated steel blades.
- Plastic stops avoiding hand fatigue.
- Finish: burnished blades.



Icon	l [mm]	L [mm]	ΔΔ [g]
173A	10	135	40



FLUO  
RFid

## PRE-INSULATED TERMINAL CRIMPING PLIERS

## PRE-INSULATED TERMINAL CRIMPING PLIERS

## The 3-in-1 pliers to cut, strip and crimp

New multi-function pliers: one tool to cut, strip and crimp wire ends, insulated terminals as well as open core terminals.



### Mobile crimping pliers



- For constant and accurate crimping of mechanical, electrical and electronic connectors.
- Perfectly positions the wire in the terminal. The position of the crimping dies provides excellent visibility when inserting the connector and wire.
- Die release system for easy die changing without special tooling.
- One crimper for all dies.
- Ideal for all installers or maintenance technicians who wish to lighten their toolbox and save time during intervention.
- 821461 die: 0.25-0.75 mm<sup>2</sup>, 1-1.5 mm<sup>2</sup>, 2.5 mm<sup>2</sup>, 4 mm<sup>2</sup>, 6 mm<sup>2</sup>, 10 mm<sup>2</sup>.
- 821462 die: 0.5-1.5 mm<sup>2</sup>, 1.5-2.5 mm<sup>2</sup>, AWG 22-16, 16-14.
- 821463 die: Red and blue insulated terminals 0.25-1.5 mm<sup>2</sup> and 1.5-2.5 mm<sup>2</sup>.
- 821469 die: 0.5-2.5 mm<sup>2</sup>, 4-6 mm<sup>2</sup> AWG 22-14, 12-10.
- 821464 die : 0.5mm Open barrel.
- 821465 die : Solar connector size 4.
- 821466 die : 0-4mm Power turned pins.
- 821467 die : Insulated heat shrink butt.



	$\Delta\Delta$ [g]
821416	500

### Industrial Mobile Crimping Pliers Set with 4 Interchangeable Dies



- For constant and accurate crimping of mechanical, electrical and electronic connectors.
- Perfectly positions the wire in the terminal. The position of the crimping dies provides excellent visibility when inserting the connector and wire.
- Die release system for easy die changing without special tooling.
- One crimper for all dies.
- Ideal for all installers or maintenance technicians who wish to lighten their toolbox and save time during intervention.
- 821461 die: 0.25-0.75 mm<sup>2</sup>, 1-1.5 mm<sup>2</sup>, 2.5 mm<sup>2</sup>, 4 mm<sup>2</sup>, 6 mm<sup>2</sup>, 10 mm<sup>2</sup>.
- 821462 die: 0.5-1.5 mm<sup>2</sup>, 1.5-2.5 mm<sup>2</sup>, AWG 22-16, 16-14.
- 821466 die: 0.14-1 mm<sup>2</sup>, 1.5 mm<sup>2</sup>, 2.5 mm<sup>2</sup>, 4 mm<sup>2</sup>, AWG 16, 14, 26-18, 12.
- 821469 die: 0.5-2.5 mm<sup>2</sup>, 4-6 mm<sup>2</sup> AWG 22-14, 12-10.



	$\Delta\Delta$ [g]
819832	850

▪ **Electrician's mobile crimping pliers set**

- For constant and accurate crimping of mechanical, electrical and electronic connectors.
- Perfectly positions the wire in the terminal. The position of the crimping dies provides excellent visibility when inserting the connector and wire.
- Die release system for easy die changing without special tooling.
- One crimper for all dies.
- Ideal for all installers or maintenance technicians who wish to lighten their toolbox and save time during intervention.
- Comprising:
  - 1 set of crimping pliers 821416.
  - 4 dies (821461 - 821462 - 821463 - 821469).
  - 1 pair of Swingo® strippers 793936.
  - 1 sheath remover 985956.
  - Plastic case BP.MBOXM.
  - Foam tray PM.819810.



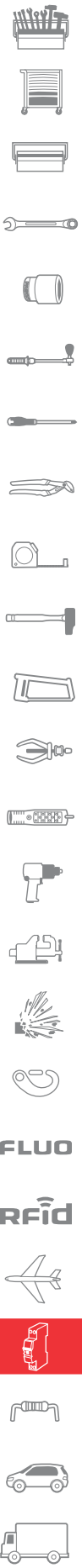
	$\Delta\Delta$ [g]
819810	1617

▪ **All in One electricians / Industrial mobile crimping pliers set**

- Including:
- Multifunction crimping pliers 821416.
  - 2 dies for pre-insulated terminals 0.5 to 6 mm<sup>2</sup>.
  - 2 dies for open core terminals 0.5 to 6 mm<sup>2</sup>.
  - 2 dies for cable terminations from 0.25 to 10 mm<sup>2</sup>.
  - 821464 1 x die for open-barrel connectors.
  - 821460 1 x die for ferrules.
  - 821463 1 x die for pre-insulated connectors green-yellow.
  - Selection of 20 models of pre-insulated terminals and accessories:
    - Eyelets.
    - Fork terminals.
    - Sleeves.
    - Male and female terminals.
  - Plastic tray PL.721.



	$\Delta\Delta$ [g]
855367	1.950





**CRIMPING PLIER INSPECTION SERVICE**



ISO 9000 quality assurance systems require crimping equipment to be periodically checked for compliance with the standards and recommendations. That is why Facom's laboratory offers this service.

**Pliers covered by the inspection service**

Pliers for insulated terminals to CEI 760- 985753, 985894, 673838.  
Pliers for cable terminals to NFC 20130- 985754, 985755, 985756,- 985896, 985897, 985895.



**673838 CRIMPING PLIERS FOR INSULATED TERMINALS WITH LOCATOR**




**A third hand!**

**Complies with NFC 63-023**


- Automatically positions the terminal to guarantee a secure attachment.
- Stainless steel dies ensuring good wear resistance.
- Reverse crimping for precision and visibility.
- Left/right-hand operation.
- Soft comfortable grips.



**Holds the terminal on the pliers.**



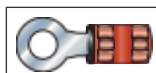
**Perfectly positions the wire in the terminal.**



**Holds the terminal and the wire after crimping.**



■ **SERKAN® ratchet crimping pliers for insulated terminals with locator**



**NFC 63-023**

- Lower fixed jaw: easy terminal fitting.
- Double crimping with die marking on the insulator.
- Stainless steel die with 3 cavities:
  - Red cavity: 0.5 to 1.5 mm<sup>2</sup>.
  - Blue cavity: 1.5 to 2.5 mm<sup>2</sup>.
  - Yellow cavity: 4 to 6 mm<sup>2</sup>.
- Right/left handed pliers.



**673838**

ΔΔ [g]  
490

■ Maintenance crimping pliers for pre-insulated terminals

**CEI60352-2**

- Double crimping for pre-insulated terminals in compliance with the standard, with holding on the conductor core and the insulator.
- Unlocking accessible at all times.
- Reversed crimping: terminal positioned on the fixed part for more effectiveness and precision.
- Stainless steel die with 3 cavities:
  - Red cavity: 0.5 --> 1.5 mm<sup>2</sup>.
  - Blue cavity: 1.5 --> 2.5 mm<sup>2</sup>.
  - Yellow cavity: 4 --> 6 mm<sup>2</sup>.
- Shape allowing hand setting.
- Soft touch.

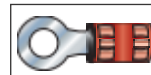



Image of FACOM logo	L [mm]	ΔΔ [g]
985894	230	490

■ Production crimping pliers for insulated terminals

**CEI60352-2**

- Extended handle for 2-hand grip.
- Disengaging possible during crimping.
- Double crimping of the terminal.
- 3 cavity die:
  - Red cavity: 0.5 to 1 mm<sup>2</sup>.
  - Blue cavity: 1.5 to 2.5 mm<sup>2</sup>.
  - Yellow cavity: 4 to 6 mm<sup>2</sup>.
- Comfort grip.



Image of FACOM logo	L [mm]	ΔΔ [g]
985753	255	540

■ Standard crimping pliers for insulated terminals

- Crimping pre-insulated terminals: 1.5-2.5-6 mm<sup>2</sup>.
- Crimping bare terminals: 1.5-2.5-6 mm<sup>2</sup>.
- Stripping: 0.75 to 6 mm<sup>2</sup>.
- Built-in wire cutting function.




Image of FACOM logo	H [mm]	L [mm]	ΔΔ [g]
449B	55	240	260

TUBULAR TERMINAL AND SLEEVE CRIMPING PLIERS

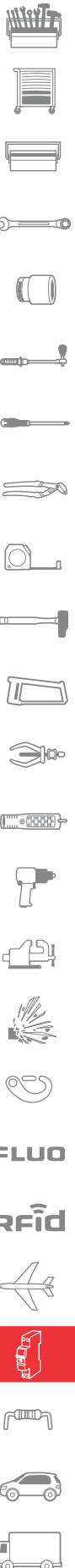
■ Crimping pliers for tubular terminals

**NFC 20-130**

- Ratchet pliers with possibility of unlocking in case of mishandling.
- Extended handle for 2-hand grip.
- Capacity 4 to 10 mm<sup>2</sup>.
- Comfort grip.



Image of FACOM logo	L [mm]	ΔΔ [g]
985966	255	500



FLUO

Rfid



### ■ Crimping pliers for tubular terminals with rotating dies



#### NFC 20-130

- Rotating dies indexable in 6 positions:  
6 - 10 - 16 - 25 - 35 - 50 mm<sup>2</sup>.
- The pliers can be disengaged during crimping.
- Capacity 6 to 50 mm<sup>2</sup>.



ED	L [mm]	ΔΔ [kg]
986095	390	1.185

### ■ Hydraulic trigger crimping pliers for tubular terminals and sleeves



#### NFC 20-130

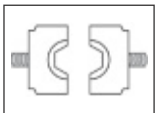
- 35 kN.
- Travel adjustable from 5 to 8 mm by rotation of the notched bush reducing the number of pump strokes for smaller sections.
- Rotating head 360°.
- Automatic trigger with audible "click" upon crimping.
- Piston return by discharge lever.
- Supplied in box.



ED	ΔΔ [kg]
985913	2,130

## CRIMPING DIES

### ■ Hexagonal crimping dies



#### NFC 20-130

- For crimping pliers 985913.
- For tubular terminals and sleeves.



ED	Section [mm <sup>2</sup> ]	ΔΔ [g]
985914	6	64
985915	10	88
985916	16	91
985917	25	89
985918	35	85
985919	50	79
985920	70	78
985921	95	76
985922	120	61
985923	150	66

**OPEN CORE CONNECTOR CRIMPING PLIERS**

■ **Open core connector crimping pliers**

**DIN 46249**

- Die with 3 cavities for open core terminals with 1.5; 2.5 and 6 mm<sup>2</sup> section.
- Capacity 1.5 to 6 mm<sup>2</sup>.



Icon	L [mm]	ΔΔ [g]
	195	250

**WIRE END CRIMPING PLIERS**

■ **Wire end crimping pliers**

**NFC 63-023**

- Stainless steel 5-cavity dies:
  - 0.5 to 0.75 mm<sup>2</sup>.
  - 1 to 1.5 mm<sup>2</sup>.
  - 2.5 mm<sup>2</sup>.
  - 4 mm<sup>2</sup>.
  - 6 mm<sup>2</sup>.
- Unlocking accessible at all times.
- Reversed crimping: terminal positioned on the fixed part for more effectiveness and precision.
- Capacity 0.5 to 6 mm<sup>2</sup>.
- Shape allowing hand setting.
- Soft touch.



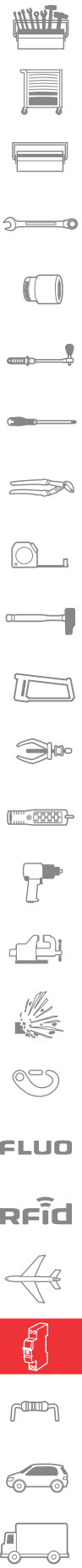
Icon	L [mm]	ΔΔ [g]
	230	490

■ **Serkan 360 All in one Crimper**

- Ultimate crimping solution – one gun and no extra dies
- Can be used for most jobs from panel board and cable assembly and connection
- 0.14-10mm square connector – to fit all end sleeves with insulated or insulated profiles
- Tested to 50k cycles – for long life
- Crimp conforms to IEC 60999-1.
- Optimized usage for high volumes.
- Comfortable also for left handed workers.
- Maximum force 10,000 N.m.
- Low hand force needed for operation.
- Light weight ideal for heavy duty use.
- Small handle opening – ideal for smaller hands.



Icon	L [mm]	ΔΔ [g]
	362	176



**FLUO**

**RFid**



## WIRE END CRIMPING PLIERS

## Standard wire end crimping pliers



- Capacity: 0.5 to 2.5 mm<sup>2</sup>.
- End nipper.



ED	L [mm]	ΔΔ [g]
985899	140	115

## Production wire end crimping pliers



- Easy unlocking in case of mishandling.
- Comfort grip.



ED	L [mm]	Capacity [mm <sup>2</sup> ]	Pattern	ΔΔ [g]
985755	195	0,5 -> 6,0 mm <sup>2</sup>	5	250
985756	195	4,0 -> 10,0 mm <sup>2</sup>	3	500
985896	255	10,0 -> 25,0 mm <sup>2</sup>	3	500

## TRANSMISSION CONNECTORS CRIMPING PLIERS

## Phone connector crimping pliers



- Pliers supplied in a case with the 986022 die for RJ45 connectors.



ED	L [mm]	ΔΔ [g]
985902	205	450

Coax connector crimping pliers

- For BNC connector RG58 - RG59 - RG62.
- Crimping die for coax connectors:
  - 5.36 - 5.46 for RG58.
  - 6.43 - 6.53 for RG59, RG 62.
  - 1.64 - 1.74 for the core.
- Safety rack guaranteeing complete crimping.



Icon	L [mm]	ΔΔ [g]
985758	195	250

Crimping dies for phone connectors

- For crimping pliers 985902.



Icon	d [mm]	ΔΔ [g]
986014	RJ11	50
986022	RJ45	50

TERMINAL SETS

General electricity set

- Including:
- Crimping pliers 449B.
  - Selection of 20 models of pre-insulated terminals and accessories:
    - Eyelets.
    - Fork terminals.
    - Sleeves.
    - Male and female terminals.



Icon	ΔΔ [g]
449.Z3A	1.850



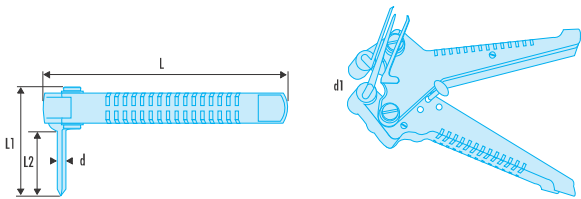
FLUO

RFid



## SLEEVING PLIERS

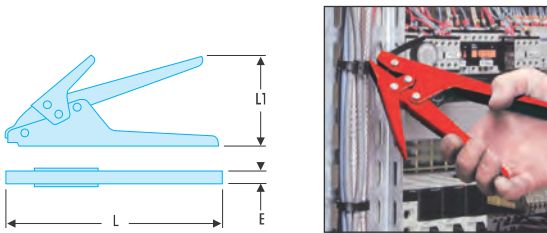
## Sleeving pliers



➤	d [mm]	d1 [mm]	H [mm]	L [mm]	L1 [mm]	L2 [mm]	Wire Ø [mm]	ΔΔ [g]
<b>985763</b>	3,5	12-16 -24	52	140	52	23	1,25 -> 4,50	165
<b>985764</b>	4,5	13-18 -24	56	140	56	30	1,75 -> 9,00	165
<b>985765</b>	5,0	14-18 -25	66	140	66	40	3-> 15	165
<b>640171</b>	10,0	19,5 -22,5 - 30,0	82	150	82	56	10-> 28	149

## PLASTIC CABLE-TIE PLIERS

## Plastic cable-tie pliers



- For all cable-ties 2.4 to 9 mm wide.
- Sturdy and easy to use, very good demultiplication.
- Long travel for a fast approach.
- Manual cable-tie tail cutting.

➤	E [mm]	L [mm]	L1 [mm]	ΔΔ [g]
<b>455B</b>	17	190	100	310

## Automatic plastic cable-tie pliers



- For cable-ties 2.2 to 4.8 mm wide and 1.6 mm thick.
- Adjustable tightening strength.
- Automatic cable-tie tail cutting.

➤	ΔΔ [g]
<b>986075</b>	290

GLUE GUN

Glue gun

- To glue plastic, synthetic foam, fabric, wood and laminate in the fields of construction, furniture, in assembly workshops for electrical, electronic assemblies, in the garage.
- Voltage: 110-240 V (without automatic switch).
- Maximum power: 40 W.
- Fusion temperature: 206°C.
- Supplied in cardboard box with three versatile glue sticks.
- E.905J50: "refractory" glue: sticks.
- E.906J100: "all-purpose" glue: sticks.

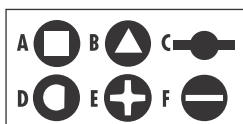
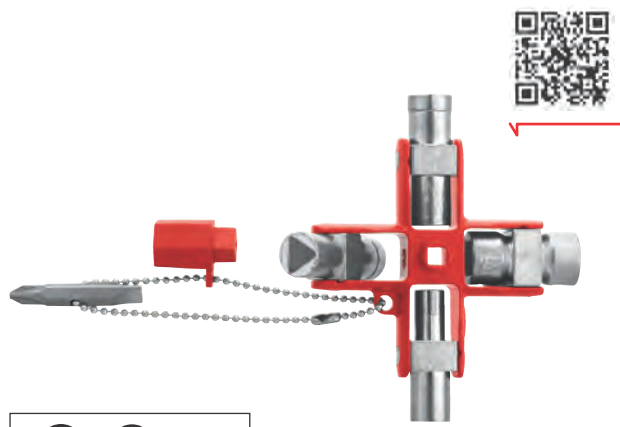


	H [mm]	I [mm]	L [mm]	ΔΔ [g]
<b>E.900B</b>	160	30	195	303

CABINET KEYS

Multi-cavity cross brace

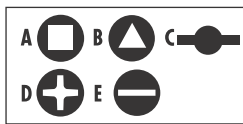

- Good access, opens most doors and elements, whether in industry or in construction.
- 9 cavities in a light, compact and very handy tool.
  - 4 square cavities: 5, 6, 7-8, 9-10 mm (A).
  - 3 triangular cavities: 7, 8-9, 10-11 mm (B).
  - 1 slotted cylindrical cavity: 3-5 mm (C).
  - 1 round cavity with flat: 6 mm (D).
- 1 bit with 2 screwing cavities Phillips® PH 2 (E) and slotted head 7 mm (F), linked with the wrench by a removable chain with bit adapter.



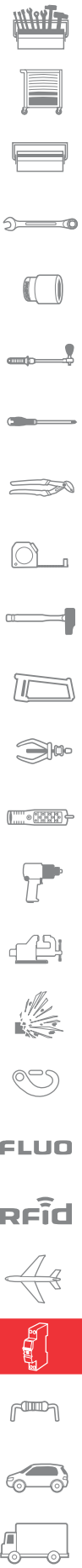
	ΔΔ [g]
<b>838305</b>	210

Four-way wrench for cabinets

- Toll supplied with 6-point adaptor for 1/4" - 6.35 mm drive bits.
- 4 cavities:
  - 2 square cavities: 6, 8 mm (A).
  - 1 triangular cavity: 9 mm (B).
  - 1 slotted cylindrical cavity: 5-14 mm (C).
- 1 bit with 2 screwing cavities Phillips® PH 2 (D) and slotted head 7 mm (E).



	ΔΔ [g]
<b>985548</b>	75



FLUO


RFid



NYLON RODS


FISH TAPES

3 types of wire puller!




**Nylon**

- Relatively uncongested cable ducts with average bends, Distance < 20 m.
- Very high tensile strength.



**Glass fibre**

- Congested cable ducts with multiple bends, 20 m < distance < 40 m.
- Material has excellent dynamic.
- Maintains its efficiency after passing an obstacle.



**Nylon-coated steel**

- Long runs in highways 30 m < distance < 50 m.
- Excellent dynamic properties.
- Pushing force for tubes Ø 24 mm and over.

■ Nylon rods



- Supplied with:
  - 1 flexible guiding head.
  - 1 pulling eye.
- Breakage load: 120 kN.
- Diameter: 4 mm.

ED	d [mm]	L [m]	ΔΔ [g]
629731	4	10	168
629757	4	20	313

■ Nylon rod 20 m + needle holder casing




- Supplied with:
  - 1 flexible guiding head.
  - 1 pulling eye.
- Breakage load: 120 kN.
- For poorly clogged and medium curved ducts.
- For distance below 20 m.

ED	d [mm]	L [m]	ΔΔ [g]
669273	4	20	554

GLASS FIBRE RODS

■ Glass fibre rods



- Supplied in a needle holder casing with:
  - 1 flexible guiding head.
  - 1 pulling eye.
  - 1 repair set.
- Breakage load: 120 kN.

	d [mm]	L [m]	ΔΔ [g]
629853	3	30	585
629861	3	40	684

NYLON RODS

■ Needle holder casing




- For a rod 10 to 40 m long.
- Housing for accessories and repair kit.

	ΔΔ [g]
629765	267

ACCESSORIES

■ Nylon steel rod



- Ideal for long ducts.
- High traction power.
- Breakage load: 200 kN.
- Rod length: 50 m.
- Diameter 6 mm.
- Supplied with:
  - 1 flexible guiding head.
  - 1 slide wheel with swage.
  - 1 snap hook.

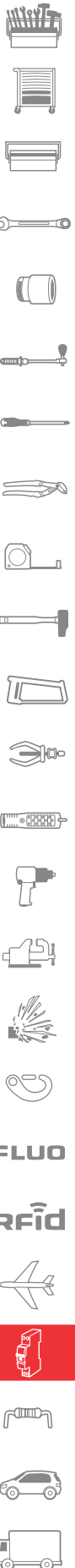
	ΔΔ [g]
629896	200

■ Fish tape pulling pliers




- Easy handling of rods without damaging them and avoiding hand injuries.
- Shock-proof material.

	ΔΔ [g]
629773	95



## ACCESSORIES

## ■ Glass fibre rod repair kit



Including:

- 2 bits.
- 1 seal.
- 1 specific glue.

	$\Delta\Delta$ [g]
629888	12

## ■ Lubricant



- To be sprayed on the cable before pulling it.
- Facilitates pulling.
- Supplied in 1-litre bottle.

	$\Delta\Delta$ [kg]
629984	1.1

## CONSUMABLES FOR NYLON AND GLASS FIBRE RODS

## ■ Flexible guiding head for nylon and glass fiber rods

- Female part: M4 threading.



	$\Delta\Delta$ [g]
629781	9




## ACCESSORIES FOR NYLON STEEL RODS

## ■ Tropic-proof steel reel

- Fast guiding and winding of the the rod.
- Ideal for long rods.
- Storage of nylon steel rods up to 150 m.
- Axis on ball bearing.
- Withstands heat and humidity.



	$\Delta\Delta$ [g]
629909	5900



**HOLE PUNCHES FOR ISO HOLE SIZES**

**HOLE PUNCH FOR ISO HOLE SIZES**

- 3 section ISO splitting punch.
- Spread: ISO 12 to ISO 63.
- Blanks split into three, thus preventing the actuating screw from jamming.
- Cutting-point geometry ensures longer life.
- Available with or without a thrust-bearing screw.

**1 - For ordinary steel ST37**

- Max. sheet thickness: 2 mm.
- Pilot hole: - Screw  $\varnothing$  + min 0.2 mm.



**HOLE PUNCH FOR PG HOLE SIZES**

- Spread: PG7 to PG48.

**2 - For ordinary steel ST37**

- 3-point punch.
- Circular blank automatically drops out after punching with a couple more turns of the wrench.
- Max. thickness:
  - 2 mm with screw  $\varnothing$  9.5 mm.
  - 3 mm with screw  $\varnothing$  19 mm.
- Pilot hole:
  - Screw  $\varnothing$  + min 0.2 mm.



**FACOM HOLE PUNCHES CAN BE OPERATED IN THE FOLLOWING WAY:**



**With a wrench  
For hole punches fitted  
with a thrust-bearing screw.**

**DIMENSIONS (mm):**

ISO12	ISO16	ISO20	ISO25	ISO32	ISO40	ISO50	ISO63		
12.5	16.5	20.5	25.5	32.5	40.5	50.5	63.5		
PG7	PG9	PG11	PG13	PG16	PG21	PG29	PG36	PG42	PG78
12.7	15.2	18.6	20.4	22.5	28.3	37	47	54	60

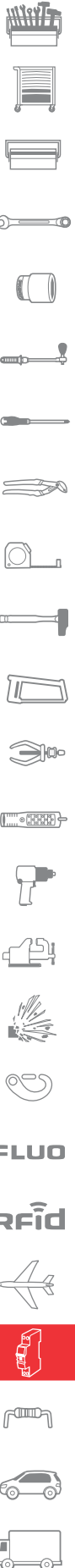
**ISO EN 50262 REQUIREMENTS**

- This international standard specifies the electrical functions and performance of cable entries.
- It stipulates that only ISO metric threads are to be used for cable glands since September '99.
- The use of PG threads will still be allowed for the maintenance of existing equipment despite no longer being covered by any national or international standard.

**Remember to apply lubricant to the screw/pin for optimum operation of the punch.**

**CUSTOM SIZE KNOCKOUT PUNCH**

Please consult us for your specific punch size or shape requirements.



## HOLE PUNCHES FOR ISO SIZES

■ Punches for PG size holes with actuating screw



- For circular cut out in metal sheet and plastic.
- Operated with a wrench or ratchet/socket set.
- Fast, clean and burr-free cut out.
- For all diameters PG 7 to PG 48.
- Parts greased for better use.
- TIP: the round cut falls much easier when applying 2 or 3 additional turns with the tightening wrench after cutting out.
- Supplied with punch, die, and ball stop screw.

Table caption:

- d = PG diameter/mm.
- d1 = drilling diameter/mm.
- Screw = dimension on flat (mm)/ operating screw.
- E = max/thickness steel/soft.

Part No.	d [mm]	d1 [mm]	E [mm]	PG	PG	Screw Size [mm]	ΔΔ [g]
985968	12,7	11	2	7	7	17	108
985969	15,2	11	2	9	9	17	114
985972	18,6	11	2	11	11	17	120
985974	20,4	11	2	13	13	17	120
985978	22,5	11	2	16	16	17	128
985984	28,3	11	3	21	21	17	130
985995	37,0	11	3	29	29	27	140

■ Punches for ISO size holes with actuating screw



- For circular cut out in metal sheet and plastic.
- Operated with a wrench or ratchet/socket set.
- Fast, clean and burr-free cut out.
- For all ISO diameters from M12 to M63.
- Parts greased for better use.
- PRODUCT PLUS: the round is slit into three parts and falls automatically at the end of the cutting operation.
- Supplied with punch, die, and ball stop screw.

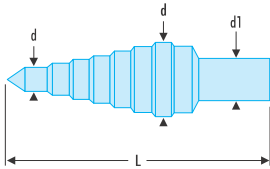
Table caption:

- d = ISO diameter/mm.
- d1 = drilling diameter/mm.
- Screw = dimension on flat (mm)/ operating screw.
- E = max/thickness steel/soft.

Part No.	d [mm]	d1 [mm]	E [mm]	ISO	Screw Size [mm]	ΔΔ [g]
693716	12,5	11	2	M12	17	55
697590	16,2	11	2	M16	17	122
693695	20,4	11	2	M20	17	148
697602	25,4	11	2	M25	17	183
697611	32,5	22	2	M32	27	436
697645	40,5	22	2	M40	27	576
697637	50,5	22	2	M50	27	816
697653	63,5	22	2	M63	27	754

ACCESSORIES

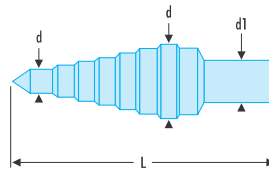
ISO staged drill bit



- For cylindrical high accuracy drilling in all diameters.
- Does not require a tapping hole.
- Cylindrical shank with 3 flats for proper drive, avoiding micro locking.
- Marking of different diameters.
- 678014: Special PG cable gland.
- Panel drilling capacity up to 4 mm thickness.
- Shank diameter 10 mm..

678006	d mini - maxi [mm]	d1 [mm]	L [mm]	ΔΔ [g]
	6,5 - 8,5 - 10,5 - 12,5 - 16,5 - 20,5 - 25,5 - 29,0 - 32,5 - 36,5 - 40,5	10	96	310

PG staged drill bit



- For cylindrical high accuracy drilling in all diameters.
- Does not require a tapping hole.
- Cylindrical shank with 3 flats for proper drive, avoiding micro locking.
- Marking of different diameters.
- 678014: Special PG cable gland.
- Panel drilling capacity up to 4 mm thickness.
- Shank diameter 10 mm.

678014	d mini - maxi [mm]	d1 [mm]	L [mm]	ΔΔ [g]
	6,0 - 9,0 - 12,5 - 15,2 - 18,6 - 20,4 - 22,5 - 26,0 - 28,3 - 30,5 - 34,0 - 37,0	10	100	300

Drill bit diameter 11 mm



- Drill bit diameter 11 mm for tapping hole.

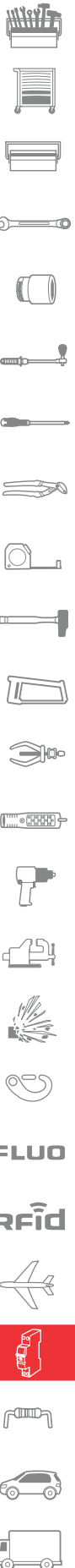
986051	ΔΔ [g]
	310

Lubricating paste



- To lubricate the screws and drive axes.

986107	ΔΔ [g]
	150



## TESTERS

## Clip-on ammeter



- Allows current measurements without contact.
- Compatible with most multimeters.
- Automatic zero point adjustment, perfectly suited to FACOM multimeters 711, 711A, 714 and 714A.
- AC / DC measurement: 0 to 600 A.
- Frequency response: 50 Hz - 60 Hz.
- 600 V CAT III.

  $\Delta\Delta$  [g]   
 720.P1500 450

## Clip-on multimeter



- Multimeter for mobile maintenance.
- Current measurement without contact, withstands difficult environments.
- DC / AC voltmeter: 0 to 600 V. • DC / AC ammeter: 0 to 400 A.
- Ohmmeter: 0 to 40 MO.
- Continuity test with buzzer.
- Diode test.
- Temperature measurement with K thermocouple.
- 600 V CAT III.

  $\Delta\Delta$  [g]   
 712A 510

## THE RIGHT TESTER FOR YOUR NEEDS

## Simple

- Automatic calibration: easy to use, no risk of error.
- Wide screen providing clear, detailed readings.

## Safe

- Meets safety standard requirements.
- Contact-free measurement with the testing tips.

## Operational

- Shock-proof coating: resistant to industrial environments.
- Cable storage: saves time.



## Multimeter



- Maintenance multimeter.
- Ideal for repairing electronic or electromechanical assemblies and for teaching.
- DC / AC voltmeter: 0 to 600 V.
- DC / AC ammeter: 0 to 10 A.
- Ohmmeter: 0 to 40 MO.
- Capacimeter: 0 to 100  $\mu$ F.
- Frequency meter: 0 to 100 KHZ.
- Cyclic ratio: 5% to 99 %.
- Diode test.
- Continuity test with buzzer.
- 600 V CAT III.

  $\Delta\Delta$  [g]   
 711A 803

TESTERS

VAT DETECTOR: WORK SAFELY

- Check the absence of voltage before starting work around or on a component likely to be live.
- Directive C18-510 imposes the use of a VAT tester, such as the FACOM 701B VAT.
- The FACOM 701B is a must for professionals in construction, industrial maintenance and electricians, ensuring safe and fast work.



■ DAT VAT safety tester

NF EN 601010 - 600 V, IEC 612 43 - 3

- Indispensable for construction and repairing in industrial environments.
- The VAT test allows to check the lack of voltage on a circuit before starting the work.
- Auto test.
- Hazardous voltage detection.
- Phase detector.
- Continuity test with buzzer.
- Differential circuit breaker test: 30 mA.
- Phase rotation indicator.
- 600 V CAT III.



Model	Weight [g]
701B	380

THERMOMETER

■ Combination electronic thermometer



- Infrared thermometer with laser aiming.
- Connector for measuring with "K" thermocouples.
- Adjustable emissivity.
- Infrared measurement range: -60°C to +600°C.
- D/S ratio: 11/1.
- Mode: differential, minimum, maximum, average, alarm.

Model	Weight [g]
DX.T100	328

■ DX.12 Temperature probes



Model	For	Weight [g]
DX.12-08	Bracelet probe	20
DX.12-11	Standard needle probe	95
DX.12-15	Extension	117
DX.12-17	Surface contact probe	105
DX.12R	Air probe	45



FLUO

RFid






## PLIERS

## NEW 1,000 VOLTS INSULATED PLIERS

Increased durability:  
longer life performance**Less effort**

- Cutting requires less force, return spring reduces total user effort and strain.

**Insulation tests**

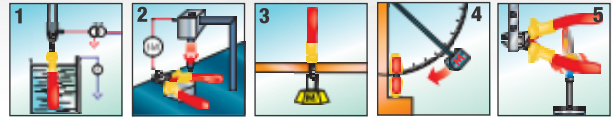
- Tools to EN 60900 specifications
- 1-Immersion test
  - 2-Penetration test
  - 3-Insulation adhesion test
  - 4-Impact test
  - 5-Non-flammability test

- Sculptured upper section with finger-guard provides a natural fit to aid grip.

- Wide lower section to increase contact with the plier aiding both grip and comfort.

**Soft grip**

- For improved comfort.

**Information**

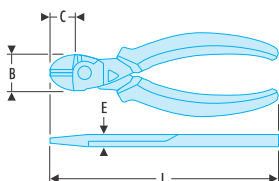
- Compliance with European standard EN 60900.
- For working on live components up to 1,000 volt AC.
- Each and every tool is tested to 10,000 volts for 10 seconds at the end of the manufacturing cycle.
- Our production site is accredited and certified to produce insulated tools.

**Safety**

- Prevent damage to insulation from:
  - Heat (-20 to +70°C working temperature)
  - Chemicals
  - Cuts or perforations.
- Check insulation is sound before using a tool.
- Wear insulating gloves and eye protection.



■ **192A.VE - 1,000 Volt insulated high-performance diagonal cutters**



NF ISO 5749, ISO 5749, DIN ISO 5749, ASME B107.500, NF EN 60900, EN 60900, DIN EN 60900

- For your safety, all pliers are tested individually at 10,000 volts for 10 seconds, at the end of the manufacturing cycle.
- New head design to increase durability and cutting capacity
- Cutting edges designed to cleanly cut all types of wire: soft wires and modern materials to a maximum piano wire specification of:
  - 192A.16VE : 2.0mm 210 kg/mm<sup>2</sup>
  - 192A.18VE : 2.2mm 205 kg/mm<sup>2</sup>
- High mechanical advantage due to off-set rivet and cutting edge geometry reducing effort.
- High durability Carbon alloy steel, with induction hardened cutting edges.
- Bi-Material ergonomic grips resistant to chemical agents.
  - Positive return spring
  - Tether ready
 (Tether point adds 10mm to nominal length)
- Varnish finish to help prevent rusting.



ED	B [mm]	C [mm]	E [mm]	L [mm]	ΔΔ [g]
192A.16VE	24,0	18,0	10,0	160	200
192A.18VE	26,0	20,0	11,0	180	260

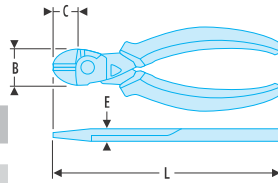
■ 391A.VE - 1,000 volt insulated electricians diagonal cutters

NF ISO 5749, ISO 5749, DIN ISO 5749, ASME B107.500

- Snipe nose for confined space (electrical cabinets, wiring).
- Cutting edges designed to cleanly cut all types of wire: soft wires and modern materials to a maximum piano wire specification of:
  - 391A.14VE: 1.4mm 225 kg/mm<sup>2</sup>
  - 391A.16VE: 1.6mm 220 kg/mm<sup>2</sup>
- High mechanical advantage due to off-set rivet and cutting edge geometry reducing effort.
- High durability chrome-molybdenum-vanadium steel, with induction hardened cutting edges.
- Bi-Material ergonomic grips resistant to chemical agents.
  - Positive return spring
  - Tether ready

(Tether point adds 10mm to nominal length)

- Chrome finish for corrosion resistance.



	B [mm]	B1 [mm]	C [mm]	E [mm]	L [mm]	L1 [mm]	ΔΔ [g]
391A.14VE	21,5	14	15,5	9,5	145	9	160
391A.16VE	19	15	21	10	165	9	190

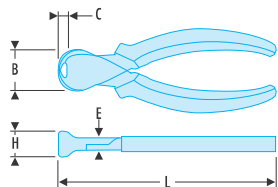
■ 1,000 Volt insulated high-performance end cutters

NF ISO 5748, ISO 5748, DIN ISO 5748, ASME B107.500

- Cutting edges designed to cleanly cut all types of wire: soft wires and modern materials to a maximum piano wire specification of:
  - 190A.16VE: 2.0mm 210 kg/mm<sup>2</sup>
  - 190A.20VE: 2.5mm 200 kg/mm<sup>2</sup>
- High mechanical advantage due to off-set rivet and cutting edge geometry reducing effort.
- High durability Carbon alloy steel, with induction hardened cutting edges.
- Bi-Material ergonomic grips resistant to chemical agents.
  - Positive return spring
  - Tether ready tether point

(Tether point adds 10mm to nominal length)

- Chrome finish for corrosion resistance.

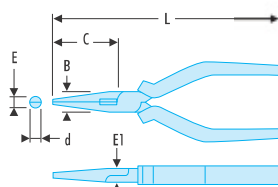


	A [mm]	B [mm]	C [mm]	E [mm]	L [mm]	ΔΔ [g]
190A.16VE	6,5	28	6,5	11,5	160	200

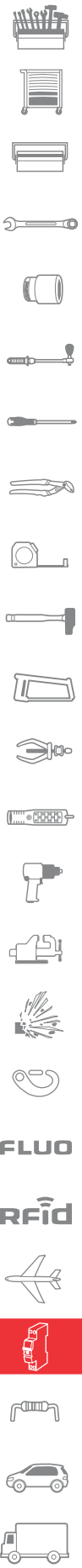
■ 185-195.VE - 1,000 Volt insulated long half-round nose pliers

NF ISO 5745, ISO 5745, DIN ISO 5745, ASME B107.500, NF EN 60900, EN 60900, DIN EN 60900

- For your safety, all pliers are tested individually at 10,000 volts for 10 seconds, at the end of the manufacturing cycle.
- Slim, fine serrated noses.
- Lateral wire cutter for copper and hard steel wire.
- 185A.20VE: straight nose. Approved by VDE.
- 195A.20VE: 40° angled nose.
- Removable return spring.
- Ergonomic anti-slip grips.
- Finish: polished, varnished.



	B [mm]	C [mm]	d [mm]	E [mm]	L [mm]	ΔΔ [g]
185A.20VE	18	75	2,9	3,6	200	192
195A.20VE	18	69	2,9	3,6	200	192

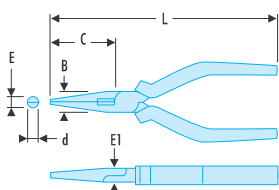


## PLIERS

## ■ 193A-195A.VE - 1,000 Volt insulated short half-round nose pliers



195A.16VE



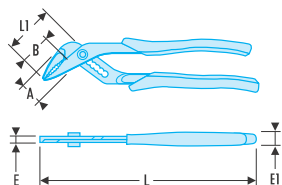
NF ISO 5745, ISO 5745, DIN ISO 5745, ASME B107.500,  
NF EN 60900, EN 60900, DIN EN 60900

- For your safety, all pliers are tested individually at 10,000 volts for 10 seconds, at the end of the manufacturing cycle.
- Narrow, finely serrated tips with side cutting edges.
  - 193A.VE: straight nose.
  - 195A.VE: 40° angled nose.
- Cutting edges for copper and hard steel wire to a maximum specification of 1.6mm 160 kg/mm<sup>2</sup>.
- High durability Carbon alloy steel, with induction hardened cutting edges.
- Bi-Material ergonomic grips resistant to chemical agents featuring:
  - Positive return spring
  - Tether ready (Tether point adds 10mm to nominal length)
- Varnish finish to help prevent rusting.



	B [mm]	C [mm]	d [mm]	E [mm]	L [mm]	ΔΔ [g]
193A.16VE	17	50	2,5	3	160	177
195A.16VE	17	50	2,5	3	160	177

## ■ High-capacity 1,000 Volt insulated multigrip pliers




NF ISO 8976, NF EN 60900, ISO 8976, EN 60900,  
DIN ISO 8976, DIN EN 60900, ASME B107.500

- Capacity: 44 mm.
- Ideal for confined spaces: long reach thin noses.
- Double heat-treated tips: high wear resistance, hardness 60/62 HRc.
  - 180.VE: varnish finish, 1,000 V insulated grips designed for electrical safety to EN 60900 and VDE certified for working on or near live components.



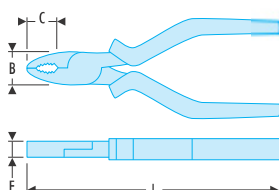
	A [mm]	B [mm]	C [mm]	E [mm]	E1 [mm]	L [mm]	L1 [mm]	ΔΔ [g]
180.VE	30	30	35	8	22	250	58	360

## ■ 187A.VE - 1,000 Volt insulated combination pliers



187A.16VE

187A.18VE



NF ISO 5746, ISO 5746, DIN ISO 5746, ASME B107.500,  
NF EN 60900, EN 60900, DIN EN 60900

- For your safety, all pliers are tested individually at 10,000 volts for 10 seconds, at the end of the manufacturing cycle.
- Serrated flat and oval pipe/cable gripping surfaces combined with a high performance cutting edges.
- Cutting edges designed to cleanly cut all types of wire: soft wires and modern materials to a maximum piano wire specification of:
  - 187A.16VE : 1.8mm 215 kg/mm<sup>2</sup>
  - 187A.18VE : 2.0mm 210 kg/mm<sup>2</sup>
- High mechanical advantage due to off-set rivet and cutting edge geometry reducing effort.
- High durability Carbon alloy steel, with induction hardened cutting edges.
- Mono-Material ergonomic grips maintaining accessibility benefits of classic dip grips, resistant to workshop chemical agents
- Varnish finish to help prevent rusting.

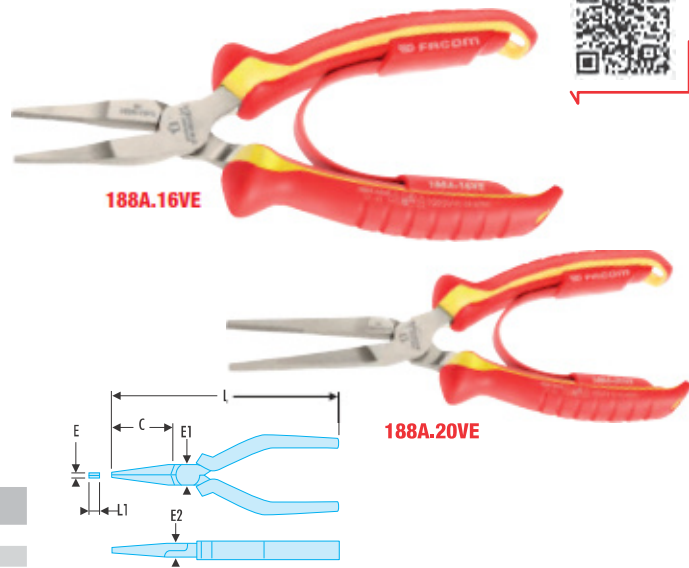


	B [mm]	C [mm]	E [mm]	L [mm]	ΔΔ [g]
187A.16VE	21	34	9,5	165	195
187A.18VE	23	36	10,0	185	225

■ 188A.VE - 1,000 Volt insulated flat nose pliers

NF ISO 5745, ISO 5745, DIN ISO 5745, ASME B107.500, NF EN 60900, EN 60900, DIN EN 60900

- For your safety, all pliers are tested individually at 10,000 volts for 10 seconds, at the end of the manufacturing cycle.
- Narrow flat shaped and finely serrated nose for a firm grip and accessibility
- High durability Carbon alloy steel.
- Bi-Material ergonomic grips resistant to chemical agents featuring:
  - Positive return spring
  - Tether ready (Tether point adds 10mm to nominal length)
- Varnish finish to help prevent rusting.

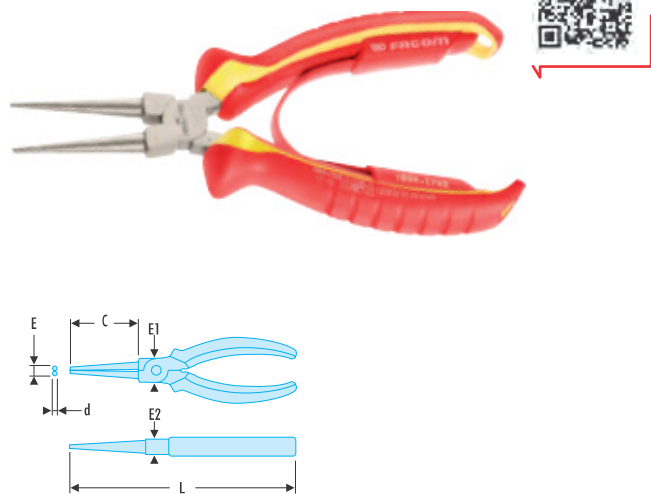


	B [mm]	E [mm]	L [mm]	L1 [mm]	ΔΔ [g]
188A.16VE	46	4	168	6,5	140
188A.20VE	75	4	200	6,5	200

■ 1,000 Volt insulated round nose pliers

NF ISO 5745, ISO 5745, DIN ISO 5745, ASME B107.500, NF EN 60900, EN 60900, DIN EN 60900

- For your safety, all pliers are tested individually at 10,000 volts for 10 seconds, at the end of the manufacturing cycle.
- For shaping loops, bends or rings.
- Finely serrated jaws for a positive grip.
- Diameter of each nose at the end: 2 mm.
- High durability Carbon alloy steel.
- Bi-Material ergonomic grips resistant to chemical agents featuring:
  - Positive return spring
  - Tether ready tether point (Tether point adds 10mm to nominal length)
- Varnish finish to help prevent rusting.

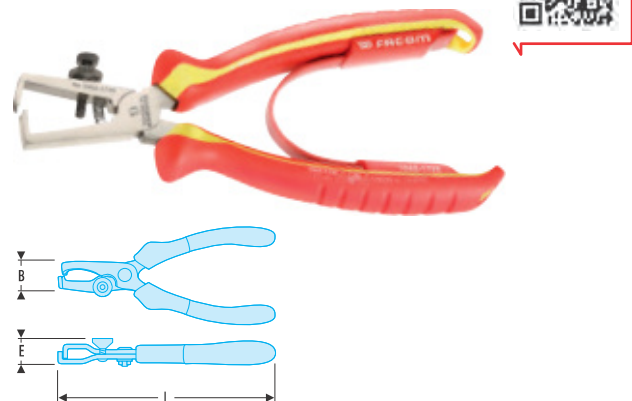


	C [mm]	d [mm]	E [mm]	L [mm]	ΔΔ [g]
189A.17VE	41	2	4	170	135

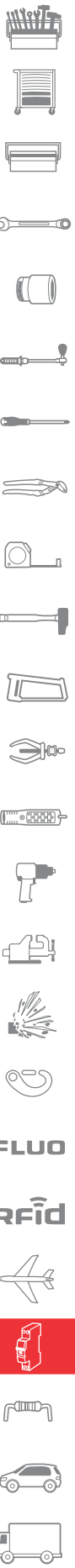
■ 1,000 Volt insulated strippers

NF EN 60900, EN 60900, DIN EN 60900

- For your safety, all pliers are tested individually at 10,000 volts for 10 seconds, at the end of the manufacturing cycle.
- For multiple or single strand wires 0,5 --> 6 mm².
- Adjustment screw with lock nut.
- Metal return spring.
- Ergonomic anti-slip grips.
- Finish: polished, varnished.

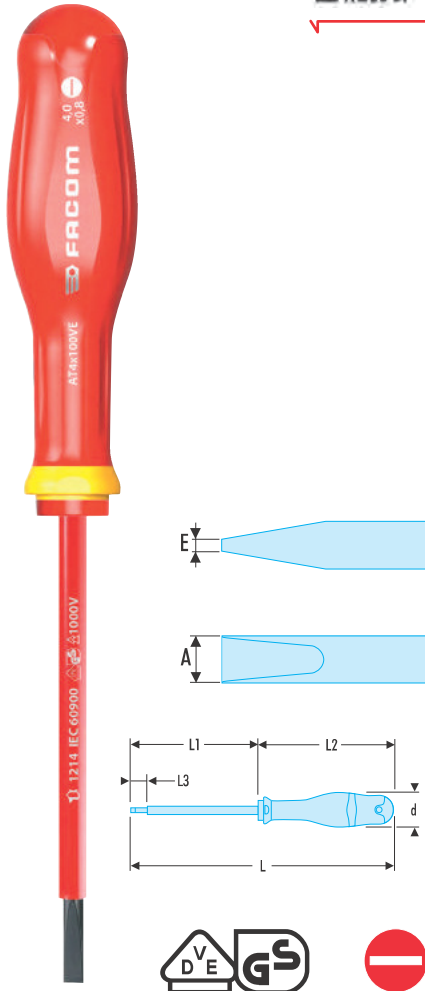


	B [mm]	E [mm]	L [mm]	ΔΔ [g]
194A.17VE	17	8,5	170	185



SCREWDRIVERS

■ **AT.VE - PROTWIST® 1,000 Volt insulated screwdrivers for slotted-head screws**



NF ISO 2380-1, NF ISO 2380-2, NF EN 60900, ISO 2380-1, ISO 2380-2, EN 60900, DIN ISO 2380-1, DIN ISO 2380-2, DIN EN 60900, ASME B107.600

- For your safety, each screwdriver is tested individually at 10,000 volts for 10 seconds, at the end of the manufacturing cycle.
- 1,000 Volt sheathed round blade.
- Milled blade: --> 5.5 mm included.
- Fillet blade: 6.5 --> 12 mm.
- Bi-material grip resists to impacts, abrasion, and chemicals.
- New chemical resistant handle with "power" channel for higher torque transfer.
- New softer handle material for improved comfort.

ED	A [mm]	d [mm]	E [mm]	L [mm]	L1 [mm]	L2 [mm]	L3 [mm]	ΔΔ [g]
AT2X75VE	2,0	19	0,4	170	40	95	18	23
AT2.5X50VE	2,5	25	0,4	153	50	103	18	30
AT2.5X75VE	2,5	25	0,4	178	75	103	18	32
AT3X75VE	3,0	25	0,5	178	75	103	18	38
AT3X100VE	3,0	25	0,5	202	100	103	18	39
AT3.5X75VE	3,5	25	0,6	179	75	104	18	42
AT3.5X100VE	3,5	25	0,6	204	100	104	18	44
AT4X100VE	4,0	30	0,8	210	100	110	18	48
AT4X150VE	4,0	30	0,8	260	150	110	18	53
AT5.5X125VE	5,5	30	1,0	235	125	110	18	88
AT5.5X150VE	5,5	30	1,0	260	150	110	18	92
AT5.5X200VE	5,5	30	1,0	310	200	110	18	106
AT6.5X150VE	6,5	36	1,2	270	150	120	18	120
AT6.5X200VE	6,5	36	1,2	320	200	120	18	170
AT8X150VE	8,0	40	1,2	275	150	125	18	160
AT8X200VE	8,0	40	1,2	325	200	125	18	180
AT10X200VE	10,0	40	1,6	325	200	125	18	240
AT12X250VE	12,0	40	2,0	375	250	125	18	360

■ **ATP.VE - PROTWIST® 1,000 Volt insulated screwdrivers for Phillips® head screws**

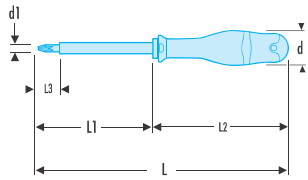


NF ISO 8764-1, NF ISO 8764-2, NF EN 60900, ISO 8764-1, ISO 8764-2, EN 60900, DIN ISO 8764-1, DIN ISO 8764-2, DIN EN 60900, ASME B107.600

- For your safety, each screwdriver is tested individually at 10,000 volts for 10 seconds, at the end of the manufacturing cycle.
- 1,000 Volt sheathed round blade.
- Bi-material grip resists to impacts, abrasion, and chemicals.
- New chemical resistant handle with "power" channel for higher torque transfer.
- New softer handle material for improved comfort.

ED	Phillips [No]	d [mm]	d1 [mm]	L [mm]	L1 [mm]	L2 [mm]	L3 [mm]	ΔΔ [g]
ATPOX75VE	PH0	25	3,0	179	75	104	18	46
ATP1X100VE	PH1	30	4,5	210	100	110	18	77
ATP2X125VE	PH2	36	6,0	215	125	120	18	127
ATP3X150VE	PH3	40	8,0	275	150	125	18	195
ATP4X200VE	PH4	40	10,0	375	200	125	18	278

■ **ATD.VE - PROTWIST® 1,000 Volt insulated screwdrivers for Pozidriv® head screws**



NF ISO 8764-1, NF ISO 8764-2, NF EN 60900, ISO 8764-1, ISO 8764-2, EN 60900, DIN ISO 8764-1, DIN ISO 8764-2, DIN EN 60900, ASME B107.600

- For your safety, each screwdriver is tested individually at 10,000 volts for 10 seconds, at the end of the manufacturing cycle.
- 1,000 Volt sheathed round blade.
- Bi-material grip resists to impacts, abrasion, and chemicals.

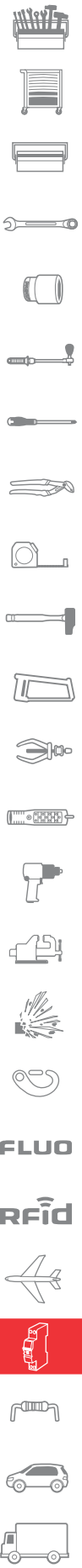
Series	Pozidriv [No]	d [mm]	d1 [mm]	L [mm]	L1 [mm]	L2 [mm]	L3 [mm]	ΔΔ [g]
ATD0X75VE	PZ0	25	3,0	179	75	104	18	46
ATD1X100VE	PZ1	30	4,5	209	100	109	18	77
ATD2X125VE	PZ2	36	6,0	245	125	120	18	127
ATD3X150VE	PZ3	40	8,0	275	150	125	18	195

■ **AT.VE - Sets of PROTWIST® 1,000 Volt insulated screwdrivers**



- For your safety, each screwdriver is tested individually at 10,000 volts for 10 seconds, at the end of the manufacturing cycle.
- Supplied in a box.

Series	Qty	ΔΔ [g]
ATD.J5VE	3.5mm, 4mm, 5.5mm, PZ1, PZ2	430
ATD.J8VE	2.5mm, 3mm, 3.5mm, 4mm, 5.5mm, 6.5mm, PZ1, PZ2	650
ATP.J5VE	3.5mm, 4mm, 5.5mm, PH1, PH2	430



**BORNEO & SLIM SCREWDRIVERS**

*Borneo* & *Protwist*  
slim

**1000VOLTS**  
EN 60900



## MULTIGRIP PLIERS

## FACOM VSE - A COMPREHENSIVE RANGE OF 1,000 VOLT INSULATED TOOLS

## For use on live components!

“Safety” colour coding  
**ORANGE:**  
1,000 V protection.



**YELLOW visible:**  
**STOP**  
and change tool.



“CERTIFIED”  
**SAFETY**  
Correct use of  
insulated tools



ALWAYS wear insulating gloves and eye protection. Check insulation is sound before using a tool.

- Never use a tool with cracked, cut or damaged insulation in any way.
- Discard tools if their insulation looks unsafe.
- Don't alter the insulation.
- Don't let other people use your insulated tools.
- Always use the correct tool.
- Check that the tool bears standard and approval markings.
- Read safety recommendations and keep the instructions. These products come with safety recommendations.
- Beware of electrical hazards.
- Prevent damage to insulation from :
  - Heat (-20 to 70°C working temperature),
  - Cuts or perforations.,
  - Chemicals. Visually check the insulation before use.
- Wear insulating gloves and eye protection.
  - 2-colour insulation :
  - Orange = safe.
  - Yellow = STOP.



**1 Basic tool:** Facom performance and safety.

**2 Insulation:** Certified and accredited Facom production site. Tested and approved products.

**3 2-colour warning insulation:**

ORANGE = 1,000 V protection.  
YELLOW VISIBLE = STOP and change tool.

**4 Ribbing on flexible insulation:** More secure grip.

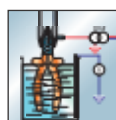
**5 Generously-sized guards:** Hand stays clear of the metal.

**6 Hot markings:** Permanent safety data. Traceability.

**Tools to EN60900 specifications**

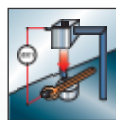
**Individual production test:**

Each and every tool is tested to 10,000 volts for 10 seconds at the end of the manufacturing cycle.

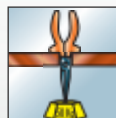


**Dielectric test:**

After 24 hours immersion, the tool is wiped and tested to 10,000 V for 3 minutes between metal and sheath surface. Leakage current should not exceed specified limits.




**Penetration test:** After a penetration test on the most vulnerable part of the tool, followed by heating and cooling, no breakdown or flashover should occur when 5,000 volts is applied for a period of 3 minutes.



**Insulation adhesion test:**

A 50 kg tear test is carried out for 3 minutes at ambient temperature on a tool heated to 70°C for 168 hours. Sheath and guard should remain bonded to the metal.



**Non-flammability test:**

After exposure to a flame for 10 seconds, flame spread over the tool should not exceed 120 mm high within the next 20 seconds.

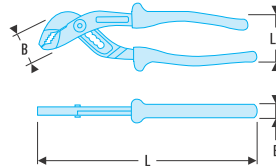


**Impact test:**

A standard force is repeatedly applied to the handle end of a tool cooled to -25°C for 2 hours. The sheathing should not crack.

■ VSE series 1,000 Volt insulated multigrip pliers

NF ISO 8976, NF EN 60900, ISO 8976, EN 60900,  
DIN ISO 8976, DIN EN 60900  
• Insulation with "safety" colour coding.



Icon	B [mm]	E [mm]	L [mm]	L1 [mm]	ΔΔ [g]
<b>180.VSE</b>	40	35	250	85	360

**FACOM VSE 1,000 VOLTS®**



**Tools built for electrical safety to European standard EN 60900. For working on live components up to 1,000 Volt AC and 1,500 Volt DC.**

**SAFETY COLOUR-CODING**

**ORANGE:**  
1,000 Volt protection.

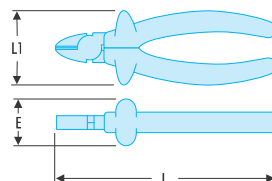
**YELLOW VISIBLE:**  
STOP and change tool.

**CUTTING PLIERS**

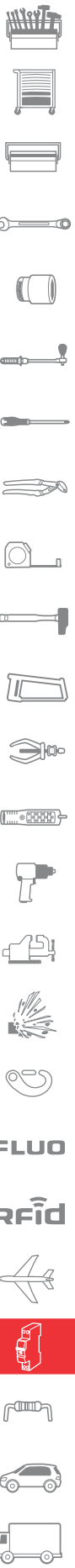
■ 192.AVSE - VSE series 1,000 Volt insulated diagonal cutting pliers for hard wire

NF ISO 5749, NF EN 60900, ISO 5749, EN 60900, DIN ISO 5749,  
DIN EN 60900, ASME B107.500

- Tempered cutting edges for hardness above 60 HRC.
- 3 cutting diameters/200 kg/mm<sup>2</sup>: 1.4 - 1.6 - 1.8 mm.
- Insulation with "safety" colour coding.
- Finish: burnished head.



Icon	E [mm]	H [mm]	L [mm]	L1 [mm]	200 kg/mm <sup>2</sup> [Ø mm]	ΔΔ [g]
<b>192.14AVSE</b>	30	30	145	70	1,4	210
<b>192.16AVSE</b>	35	35	165	75	1,6	270
<b>192.18AVSE</b>	40	40	185	75	1,8	370




FLUO

RFid





### VSE series 1,000 Volt insulated diagonal cutting pliers for copper




NF ISO 5749, ISO 5749, DIN ISO 5749, ASME B107.500

- Embedded meshing model.
- CU cutting diameter: 3.5 mm.
- Insulation with "safety" colour coding.
- Finish: burnished head.



🔌	E [mm]	L [mm]	L1 [mm]	Cu - Ø max [mm <sup>2</sup> ]	ΔΔ [g]
<b>391.16AVSE</b>	35	165	70	3,5	270

### VSE series 1,000 Volt insulated end nippers for hard wire



NF ISO 5748, NF EN 60900, ISO 5748, EN 60900, DIN ISO 5748, DIN EN 60900, ASME B107.500


- Tempered cutting edges for hardness above 60 HRC.
- Cutting diameter/200 kg/mm<sup>2</sup>: 1.6 mm.
- Insulation with "safety" colour coding.
- Finish: burnished head.



🔌	E [mm]	L [mm]	L1 [mm]	200 kg/mm <sup>2</sup> [Ø mm]	ΔΔ [g]
<b>190.16AVSE</b>	77	165	35	1,6	250

## COMBINATION PLIERS

### 187.AVSE - VSE series 1,000 Volt insulated combination pliers



NF ISO 5746, NF EN 60900, ISO 5746, EN 60900, DIN ISO 5746, DIN EN 60900, ASME B107.500


- Tempered pliers for general strength.
- Second treatment on cutting edge for cutting edge hardness above 60 HRC.
- Insulation with "safety" colour coding.
- Finish: burnished head.



🔌	E [mm]	L [mm]	L1 [mm]	140 kg/mm <sup>2</sup> [Ø mm]	200 kg/mm <sup>2</sup> [Ø mm]	Cu - Ø max [mm <sup>2</sup> ]	ΔΔ [g]
<b>187.16AVSE</b>	35	165	65	2,0	1,6	3,3	265
<b>187.18AVSE</b>	35	185	70	1,8	1,8	3,7	320
<b>187.20AVSE</b>	40	205	70	2,0	2,0	4,0	410

## GRIP PLIERS

### VSE series 1,000 Volt insulated flat nose pliers



NF ISO 5746, NF EN 60900, ISO 5746, EN 60900, DIN ISO 5746, DIN EN 60900, ASME B107.500

- Serrated nose tips.
- Insulation with "safety" colour coding.
- Finish: burnished head.

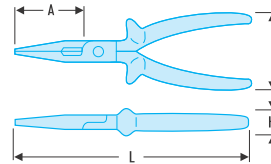


🔌	B [mm]	E [mm]	E1 [mm]	L [mm]	L1 [mm]	ΔΔ [g]
<b>188.16AVSE</b>	50	37	7	165	60	170

■ VSE series 1,000 Volt insulated semi-round nose pliers

NF ISO 5745, ISO 5745, DIN ISO 5745, ASME B107.500

- Model with wire cutter.
- Serrated inner side of jaws facilitating grip.
- Insulation with "safety" colour coding.
- Finish: burnished head.

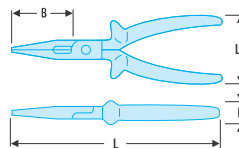


Model	A [mm]	E [mm]	L [mm]	L1 [mm]	140 kg/mm <sup>2</sup> [Ø mm]	ΔΔ [g]
193.16AVSE	50	32	170	70	1,6	180

■ VSE series 1,000 Volt insulated long semi-round nose pliers

NF ISO 5745, NF EN 60900, ISO 5745, EN 60900, DIN ISO 5745, DIN EN 60900, ASME B107.500

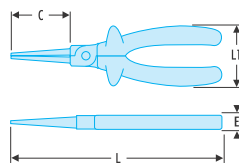
- Models with wire cutter.
  - Insulation with "safety" colour coding.
  - Finish: burnished head.
- 185: straight nose.  
195: angled nose.



Model	B [mm]	E1 [mm]	E [mm]	L [mm]	L1 [mm]	Cu - Ø max [mm <sup>2</sup> ]	ΔΔ [g]
185.20AVSE	69	3,0	35	200	65	3,5	250
195.20AVSE	64	3,5	32	200	63	3,5	250

■ VSE series 1,000 Volt insulated round nose pliers

- Model with long, slim, serrated nose for making angles or terminals for all types of wires.
- Insulation with "safety" colour coding.
- Finish: burnished head.

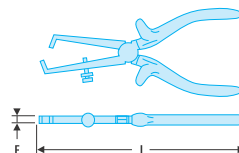


Model	C [mm]	E [mm]	L [mm]	L1 [mm]	ΔΔ [g]
189.17AVSE	45	33	170	60	175

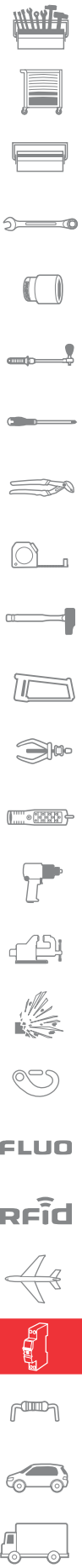
WIRE STRIPPERS

■ VSE series 1,000 Volt insulated strippers

- Strips all current wires in electrical installations.
- Max diameter: 2,5 mm.
- Insulation with "safety" colour coding.
- Finish: burnished head.

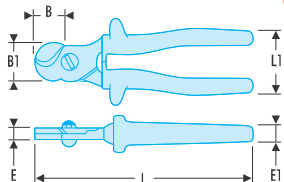


Model	E [mm]	E1 [mm]	L [mm]	ΔΔ [g]
194.17AVSE	8	8	170	200



## CABLE CUTTER

## ■ 412.AVSE - VSE series 1,000 Volt insulated copper-alu cable cutter



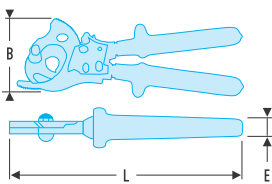
NF EN 60900, EN 60900, DIN EN 60900

- Particularly efficient for limited size.
- Forged safety stops.
- Insulation with "safety" colour coding.
- Finish: burnished head.



	B [mm]	B1 [mm]	E [mm]	E1 [mm]	L [mm]	L1 [mm]	Cu - Ø max [mm <sup>2</sup> ]	ΔΔ [g]
<b>412.10AVSE</b>	25	35	10	35	195	80	8	390
<b>412.14AVSE</b>	30	35	13	35	230	80	14	510
<b>412.150AVSE</b>	60	70	16	70	450	155	32	220

## ■ 414.AVSE - VSE series 1,000 Volt insulated ratchet cable cutter



NF EN 60900, EN 60900, DIN EN 60900

- One-hand cutting.
- No distortion of the cable cut.
- Tempered forged steel blade.
- Insulation with "safety" colour coding.

414.45AVSE

- Cutting dimension: 45 mm.
- Max cutting cross-section copper 300 mm<sup>2</sup> and alu. 400 mm<sup>2</sup>.
- Copper sector cable: 3x70.
- Alu sector cable: 4x70.


414.52AVSE

- Cutting dimension: 52 mm.
- Max cutting cross-section copper 400 mm<sup>2</sup>.
- Max cutting cross-section HVA: 240 mm<sup>2</sup>.
- LV sector cable: 3\*150+70 or 3\*240+95.

	B [mm]	E [mm]	L [mm]	ΔΔ [kg]
<b>414.45AVSE</b>	135	42	260	1.0
<b>414.52AVSE</b>	140	37	280	1.0

## HACKSAW FRAME

## ■ SE series 1,000 Volt insulated hacksaw frame



NF E 73-073, NF EN 60900, EN 60900, DIN 6473, DIN EN 60900

- Hacksaw frame for 300 mm blade.
- 2 blade positions.
- Tension by wing nut.
- Supplied with one bimetal blade.
- Dimensions: 470 x 130 x 20 mm.



	ΔΔ [g]
<b>602.AVSE</b>	590

KNIFE

■ VSE series 1,000 Volt insulated knife

- NF EN 60900, EN 60900, DIN EN 60900
- Model with thick, angled, flat end blade.
  - Soft bi-material handle.
  - Storage case.
  - Active blade length: 60 mm.
  - Max dimensions: 185 x 52 x 25 mm.



Icon	$\Delta\Delta$ [g]
1820.AVSE	90

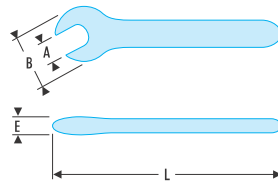
OPEN-END WRENCHES

■ 46.AVSE - VSE series 1,000 Volt insulated open end wrenches

- NF ISO 4229, NF EN 60900, ISO 4229, EN 60900, DIN 3114, DIN EN 60900
- Insulation with "safety" colour coding.



Icon	A [mm]	B [mm]	E [mm]	L [mm]	$\Delta\Delta$ [g]
46.8AVSE	8	22	8	105	30
46.9AVSE	9	24	9	105	35
46.10AVSE	10	25	9	105	40
46.11AVSE	11	29	10	115	50
46.12AVSE	12	30	10	125	60
46.13AVSE	13	32	11	135	70
46.14AVSE	14	34	11	145	80
46.15AVSE	15	36	11	145	90
46.16AVSE	16	38	12	155	105
46.17AVSE	17	41	12	155	120
46.18AVSE	18	42	12	160	135
46.19AVSE	19	45	12	165	150
46.21AVSE	21	50	14	185	180



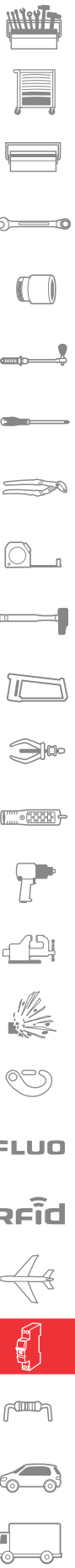
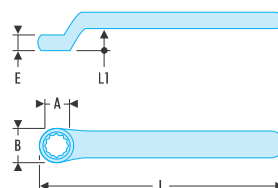
RING WRENCHES

■ 55.AVSE - VSE series 1,000 Volt insulated offset ring wrenches

- NF EN 60900, EN 60900, DIN EN 60900
- OGV® profile ring.
  - Insulation with "safety" colour coding.



Icon	A [mm]	B [mm]	E [mm]	L [mm]	L1 [mm]	$\Delta\Delta$ [g]
55.8AVSE	8	16	8	150	16	50
55.9AVSE	9	17	9	151	17	55
55.10AVSE	10	19	9	157	17	60
55.11AVSE	11	20	10	160	19	70
55.12AVSE	12	21	11	165	20	100
55.13AVSE	13	23	12	165	20	105
55.14AVSE	14	25	12	180	21	120
55.15AVSE	15	26	12	183	21	130
55.16AVSE	16	27	13	195	26	160
55.17AVSE	17	30	14	198	27	180
55.18AVSE	18	30	14	215	27	200
55.19AVSE	19	32	14	215	27	205
55.21AVSE	21	35	16	245	31	300



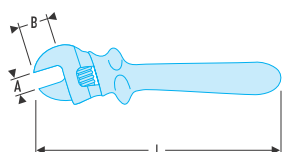
## ADJUSTABLE WRENCHES

## ■ 113.AVSE - VSE series 1,000 Volt insulated adjustable wrenches



NF ISO 6787, NF EN 60900, ISO 6787, EN 60900, DIN EN 60900, ASME B107.100

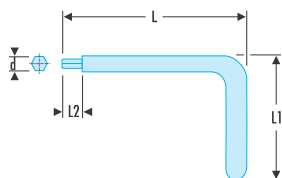
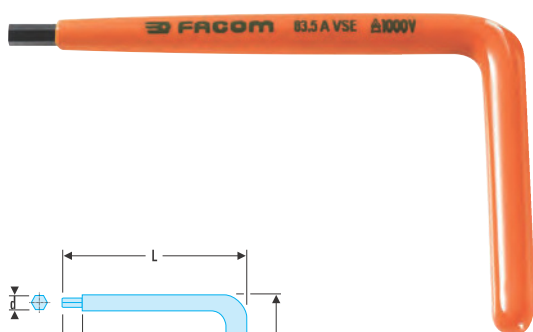
- Models with finger stop.
- Worm: left-hand rotation.
- Insulation with "safety" colour coding.
- Finish: burnished.



ED	A [mm]	B [mm]	L [mm]	ΔΔ [g]
113.8TAVSE	27	24	210	385
113.10TAVSE	30	29	260	655
113.12TAVSE	34	34	310	950
113.15TAVSE	44	44	385	1900

## OFFSET KEYS

## ■ 83.AVSE - VSE series 1,000 Volt insulated keys



NF ISO 2936, NF EN 60900, ISO 2936, EN 60900, DIN ISO 2936, DIN EN 60900

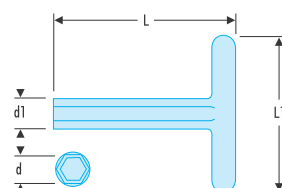
- Key made in allied steel treated for strength above specifications of standards.
- Insulation with "safety" colour coding.



ED	d [mm]	L [mm]	L1 [mm]	L2 [mm]	ΔΔ [g]
83.3AVSE	3	125	85	12	20
83.4AVSE	4	125	85	12	30
83.5AVSE	5	125	85	12	50
83.6AVSE	6	125	85	12	70
83.8AVSE	8	125	85	12	110
83.10AVSE	10	125	85	12	150
83.12AVSE	12	125	85	12	210

## BOX WRENCHES

## ■ 94T-TL.AVSE - VSE series 1,000 Volt insulated box wrenches



NF EN 60900, EN 60900, DIN EN 60900

- 94T.AVSE: box wrenches length 135 mm.
- 94TL.AVSE: box wrenches length 300 mm.



ED	d [mm]	d1 [mm]	L [mm]	L1 [mm]	ΔΔ [g]
94T.6AVSE	6	13	135	115	150
94T.8AVSE	8	15	135	115	160
94T.10AVSE	10	19	135	115	185
94T.11AVSE	11	23	135	115	185
94T.12AVSE	12	24	135	115	210
94T.13AVSE	13	25	135	115	225
94T.14AVSE	14	26	135	115	240
94TL.10AVSE	10	21	300	205	420
94TL.13AVSE	13	25	300	205	520
94TL.16AVSE	16	30	300	205	800
94TL.17AVSE	17	30	300	205	840
94TL.19AVSE	19	33	300	205	910

SOCKETS 1/4"

FACOM VSE 1,000 VOLT INSULATED RATCHETS AND SOCKETS

**A comprehensive range of tools for working on live components**

- 1 Comprehensive range of accessories: extensions, T handles, etc.
- 2 Variety of socket lengths.
- 3 Square drives: 1/2", 3/8", 1/4" for overcoming accessibility problems.



**1000VOLTS**  
EN 60900



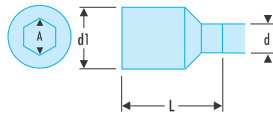
And complete box sets.

R.AVSE - VSE series 1,000 Volt insulated 6-point 1/4" sockets



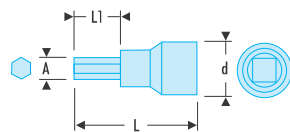
NF ISO 2725-1, NF ISO 1711-1, NF EN EN 60900, ISO 2725-1, ISO 1711-1, EN 60900, DIN 3124, DIN EN 60900, ASME B107.5

- Manual use sockets.
- Drive bit 1/4" - 6.35 mm.



	A [mm]	d [mm]	d1 [mm]	L [mm]	ΔΔ [g]
R.6AVSE	6	22	16	22	10
R.7AVSE	7	22	17	22	16
R.8AVSE	8	22	17	22	16
R.10AVSE	10	22	18	22	20
R.12AVSE	12	22	22	22	30

RT.AVSE - VSE series 1,000 Volt insulated 6-point 1/4" bit sockets



NF EN 60900, EN 60900, DIN EN 60900

- Manual use sockets.
- Drive bit 1/4" - 6.35 mm.

	A [mm]	d [mm]	L [mm]	L1 [mm]	ΔΔ [g]
RT.4AVSE	4	22	37	11	20
RT.5AVSE	5	22	37	13	20
RT.6AVSE	6	22	37	14	20

RATCHETS AND ACCESSORIES 1/4"

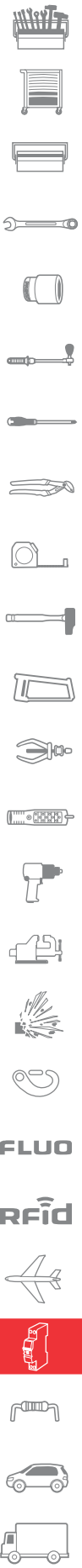
VSE series 1,000 Volt insulated 1/4" ratchet



NF ISO 3315, NF EN 60900, ISO 3315, EN 60900, DIN 3122, DIN EN 60900, ASME B107.10

- Drive bit 1/4" - 6.35 mm.
- Sockets and accessories held by spring ball (9 N).
- Insulation grip with "safety" colour coding.
- Dimensions: 125 x 45 x 35 mm.

	ΔΔ [g]
R.151AVSE	140



### VSE series 1,000 Volt insulated 1/4" extension



NF ISO 3316, NF EN 60900, ISO 3316, EN 60900, DIN 3123, DIN EN 60900, ASME B107.10

- Drive bit 1/4" - 6.35 mm.



🔧	d [mm]	L [mm]	ΔΔ [g]
<b>R.210AVSE</b>	16,6	116	65

### Set of 10 VSE series 1,000 Volt insulated tools



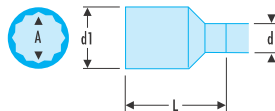
- Including:
  - 5 sockets 6, 7, 8, 10, 12 mm.
  - 3 6-point bit sockets 4, 5, 6 mm.
  - 1 ratchet R.151AVSE.
  - 1 extension R.210AVSE.
- Case dimensions: 322 x 136 x 53 mm.



🔧	H [mm]	L [mm]	ΔΔ [g]
<b>R.400AVSE</b>	53	322	650

### SOCKETS 3/8"

#### J.AVSE - VSE series 1,000 Volt insulated 12-point 3/8" sockets



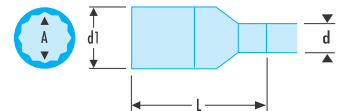
NF ISO 2725-1, NF ISO 1711-1, NF EN 60900, ISO 2725-1, ISO 1711-1, EN 60900, DIN 3124, DIN EN 60900, ASME B107.5

- Manual use sockets.
- Drive bit 3/8" - 9.53 mm.
- OGV® profile.

🔧	A [mm]	d [mm]	d1 [mm]	L [mm]	ΔΔ [g]
<b>J.8AVSE</b>	8	18	17	43	30
<b>J.10AVSE</b>	10	18	18	43	34
<b>J.11AVSE</b>	11	18	20	43	35
<b>J.12AVSE</b>	12	18	21	46	35
<b>J.13AVSE</b>	13	18	22	46	45
<b>J.14AVSE</b>	14	18	23	46	45
<b>J.15AVSE</b>	15	18	25	46	45
<b>J.16AVSE</b>	16	18	25	46	45
<b>J.17AVSE</b>	17	18	27	46	48
<b>J.18AVSE</b>	18	18	27	46	66

### LONG REACH SOCKETS 3/8"

#### J.LAVSE - VSE series 1,000 Volt insulated long 12-point 3/8" sockets



NF ISO 2725-1, NF ISO 1711-1, NF EN 60900, ISO 2725-1, ISO 1711-1, EN 60900, DIN 3124, DIN EN 60900, ASME B107.5

- Manual use sockets.
- Drive bit 3/8" - 9.53 mm.
- OGV® profile.

🔧	A [mm]	d [mm]	d1 [mm]	L [mm]	ΔΔ [g]
<b>J.8LAVSE</b>	8	18	19	63	66
<b>J.13LAVSE</b>	13	18	23	63	75
<b>J.14LAVSE</b>	14	18	23	63	98
<b>J.16LAVSE</b>	16	18	25	69	147
<b>J.17LAVSE</b>	17	18	27	76	147
<b>J.18LAVSE</b>	18	18	28	76	157
<b>J.19LAVSE</b>	19	18	29	76	166

BIT SOCKETS 3/8"

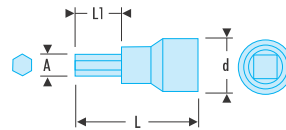
■ JT.AVSE - VSE series 1,000 Volt insulated male 6-point 3/8" bit sockets

NF EN 60900, EN 60900, DIN EN 60900

- Manual use sockets.
- Drive bit 3/8" - 9.53 mm.



ED	A [mm]	d [mm]	L [mm]	L1 [mm]	ΔΔ [g]
JT.4AVSE	4	18	66	10	43
JT.5AVSE	5	18	66	10	43
JT.8AVSE	8	18	66	10	56



RATCHETS AND ACCESSORIES 3/8"

■ VSE series 1,000 Volt insulated 3/8" ratchet

NF ISO 3315, NF EN 60900, ISO 3315, EN 60900, DIN 3122, DIN EN 60900, ASME B107.10

- Drive bit 3/8" - 9.53 mm.
- Sockets and accessories held by spring ball set (16 N).
- Insulation grip with "safety" colour coding.
- Dimensions: 180 x 50 x 48 mm.



ED	ΔΔ [g]
J.151AVSE	250

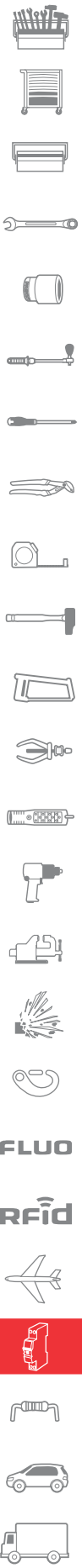
■ VSE series 1,000 Volt insulated 3/8" handle

NF EN 60900, EN 60900, DIN EN 60900, ASME B107.10

- Handle with drive bit 3/8" - 9.53 mm.
- Sockets and accessories held by spring ball set (16 N).
- Insulation grip with "safety" colour coding.
- Dimensions: 205 x 165 x 35 mm.



ED	ΔΔ [g]
J.121AVSE	380





### J.AVSE - VSE series 1,000 Volt insulated 3/8" extensions



NF ISO 3316, NF EN 60900, ISO 3316, EN 60900, DIN 3123, DIN EN 60900, ASME B107.10

- Drive bit 3/8" - 9.53 mm.



ED	d [mm]	L [mm]	ΔΔ [g]
J.210AVSE	17	150	150
J.215AVSE	17	260	290

### Set of 9 VSE series 1,000 Volt insulated tools



- Including:
  - 6 12-point sockets 8, 10, 11, 12, 13, 14 mm.
  - 1 ratchet J.151AVSE.
  - 2 extensions J.210AVSE, J.215AVSE.
  - Dimensions: 390 x 160 x 68 mm.



ED	H [mm]	L [mm]	ΔΔ [kg]
J.400AVSE	68	390	1.7

## SOCKET SETS AND ACCESSORIES 3/8"

### Set of 17 VSE series 1,000 Volt insulated tools



- Including:
  - 9 12-point sockets 8, 10, 11, 12, 13, 14, 15, 17, 19 mm.
  - 5 6-point bit sockets 4, 5, 6, 7, 8 mm.
  - 1 ratchet J.151AVSE.
  - 1 handle J.121AVSE.
  - 1 extension J.210AVSE.
  - Dimensions: 345 x 280 x 65 mm.



ED	H [mm]	L [mm]	ΔΔ [kg]
J.401AVSE	65	345	2.3

## SOCKETS 1/2"

### S.AVSE - VSE series 1,000 Volt insulated 12-point 1/2" sockets

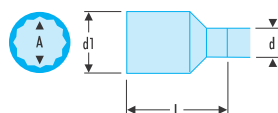


NF ISO 2725-1, NF ISO 1711-1, NF EN EN 60900, ISO 2725-1, ISO 1711-1, EN 60900, DIN 3124, DIN EN 60900, ASME B107.5

- Manual use sockets.
- Drive bit 1/2" - 12.7 mm.
- OGV® profile.



ED	A [mm]	d [mm]	d1 [mm]	L [mm]	ΔΔ [g]
S.8AVSE	8	22	17	52	70
S.9AVSE	9	22	18	52	70
S.10AVSE	10	22	19	52	75
S.11AVSE	11	22	20	52	75
S.12AVSE	12	22	22	52	75
S.13AVSE	13	22	23	52	75
S.14AVSE	14	22	24	52	80
S.17AVSE	17	22	28	52	90
S.19AVSE	19	22	32	52	95
S.21AVSE	21	22	33	52	130
S.22AVSE	22	22	34	52	145



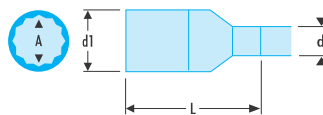
LONG REACH SOCKETS 1/2"

■ S.LAVSE - VSE series 1,000 Volt insulated long 12-point 1/2" sockets

NF ISO 2725-1, NF ISO 1711-1, NF EN EN 60900, ISO 2725-1, ISO 1711-1, EN 60900, DIN 3124, DIN EN 60900, ASME B107.5

- Manual use sockets.
- Drive bit 1/2" - 12.7 mm.
- OGV® profile.

☞	A [mm]	d [mm]	d1 [mm]	L [mm]	ΔΔ [g]
S.12LAVSE	12	22	22	77	125
S.13LAVSE	13	22	23	77	135
S.14LAVSE	14	22	24	77	135
S.16LAVSE	16	22	27	77	150
S.17LAVSE	17	22	28	77	161
S.18LAVSE	18	22	29	77	167
S.19LAVSE	19	22	32	77	180



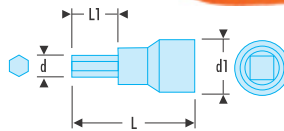
BIT SOCKETS 1/2"

■ ST.AVSE - VSE series 1,000 Volt insulated male 6-point 1/2" bit sockets

NF EN 60900, EN 60900, DIN EN 60900

- Manual use sockets.
- Drive bit 1/2" - 12.7 mm.

☞	d [mm]	d1 [mm]	L [mm]	L1 [mm]	ΔΔ [g]
ST.8AVSE	8	22	70	10	90
ST.10AVSE	10	22	70	12	90
ST.12AVSE	12	22	92	12	145
ST.14AVSE	14	22	92	17	150
ST.17AVSE	17	22	92	19	175



RATCHETS AND ACCESSORIES 1/2"

■ VSE series 1,000 Volt insulated 1/2" ratchet

NF ISO 3315, NF EN 60900, ISO 3315, EN 60900, DIN 3122, DIN EN 60900, ASME B107.10

- Drive bit 1/2" - 12.7 mm.
- Sockets and accessories held by spring ball set (38 N).
- Insulation grip with "safety" colour coding.
- Dimensions: 265 x 55 x 70 mm.



☞	ΔΔ [g]
S.151AVSE	580

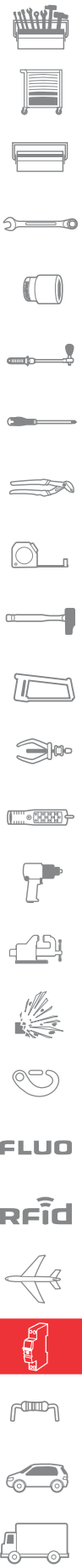
■ VSE series 1,000 Volt insulated 1/2" handle

NF EN 60900, EN 60900, DIN EN 60900

- Handle with drive bit 1/2" - 12.7 mm.
- Sockets and accessories held by spring ball set (38 N).
- Insulation grip with "safety" colour coding.
- Dimensions: 210 x 165 x 25 mm.



☞	ΔΔ [g]
S.121AVSE	520



### ■ S.AVSE - VSE series 1,000 Volt insulated 1/2" extensions



NF ISO 3316, NF EN 60900, ISO 3316, EN 60900, DIN 3123, DIN EN 60900, ASME B107.10

- Drive bit 1/2" - 12.7 mm.



FACOM	d [mm]	L [mm]	ΔΔ [g]
S.210AVSE	22	145	250
S.215AVSE	22	265	470

### SOCKET SETS AND ACCESSORIES 1/2"

### ■ Set of 12 VSE series 1,000 Volt insulated tools



NF EN 60900, EN 60900, DIN EN 60900

- Including:
  - 9 12-point sockets 8, 9, 10, 11, 12, 13, 14, 17, 19 mm.
  - 1 ratchet S.151AVSE.
  - Extensions S.210AVSE and S.215AVSE .
- Dimensions: 390 x 160 x 68 mm.



FACOM	H [mm]	L [mm]	ΔΔ [kg]
S.400AVSE	68	390	2.5

### ■ Set of 17 series 1,000 Volt insulated tools



NF EN 60900, EN 60900, DIN EN 60900

- Including:
  - 9 12-point sockets 8, 9, 10, 11, 12, 13, 14, 17, 19 mm.
  - 5 bit sockets 8, 10, 12, 14, 17 mm.
  - 1 ratchet S.151AVSE.
  - Handle S.121AVSE.
  - S.210AVSE Extension.
- Dimensions: 345 x 280 x 65 mm.



FACOM	H [mm]	L [mm]	ΔΔ [kg]
S.401AVSE	65	345	3.4

TORQUE WRENCH

■ VSE series 1,000 Volt insulated torque wrench

NF EN ISO 6789, NF EN 60900, ISO 6789, EN 60900,  
DIN EN ISO 6789, DIN EN 60900

- Safe precision.
- Adjustment system locking ring.
- Wrench compliant with the ISO EN 6789 standard for torque control.
- Accuracy + or - 4 % for 5,000 cycles min.
- Automatic trigger and reset.
- Re-calibratable wrench: typical procedure for torque wrenches.
- Drive bit 3/8".
- Capacity 10 to 50 N.m.
- One-way wrench.
- Wrench compliant with the EN 60900 standard for insulated tools.
- Protection up to 1,000 Volt AC and 1500 Volt direct.
- Wrench checked at dielectric test per unit on the manufacturing line.
- Wrench supplied with inspection report.



Icon	L [mm]	ΔΔ [kg]
J.306-50VSE	380	1.3

BC.VSE - INSULATED GLOVES

■ BC.VSE - Insulated gloves

NF EN 60903, EN 60903, DIN EN 60903

- Natural latex gloves, AZM classification:
  - Resistance to acid: A.
  - Resistance to ozone: Z.
  - High mechanical strength: M.
- Length: 360 mm.
- Supplied in anti-UV opaque bag.



Icon	E [mm]	Class	Size [mm]	Voltage/Volt	ΔΔ [g]
BC.80VSE	0,5	00	9 (B)	500	150
BC.81VSE	0,5	00	10 (C)	500	150
BC.90VSE	1,0	0	9 (B)	1000	150
BC.91VSE	1,0	0	10 (C)	1000	150

BC.VSE - SAFETY OVERGLOVES

■ BC.VSE - Safety overgloves

NF EN 60903, EN 60903, DIN EN 60903

- Silicon coated leather gloves protecting from mechanical risks.
- Used to protect latex insulated gloves.
- Physical and mechanical grade as per standard EN 388: 2, 1, 2, 1.
  - Abrasion: 2.
  - Cuts: 1.
  - Tears: 2.
  - Perforation: 1.



Icon	Size [mm]	ΔΔ [g]
BC.109VSE	9 (B)	160
BC.110VSE	10 (C)	160



## BC.VSE - INSULATED MATS

## ■ BC.VSE - Insulated mats



## NF C 18-421

- Rubber mat for insulation by cladding grounds.
- Thickness: 3.2 mm.
- Hardness: 60 DIDC.
- Dimensions:
  - BC.20VSE: 1 x 0,6 m.
  - BC.21VSE: 1 x 1 m.



ED	L x l [m]	ΔΔ [kg]
BC.20VSE	1 x 0,6	2,5
BC.21VSE	1 x 1,0	4,2

## INSULATED PLIERS

## ■ Insulated plier



- Powerful clamping resin plier for assembly of insulating mats.
- Fitted with a suspension hook.
- Max opening: 40 mm.



ED	L [mm]	ΔΔ [g]
BC.25VSE	155	70

## INSULATED TOOL SETS

## ■ 2180B.VSE - 10-piece set of 1,000 Volt insulated tools



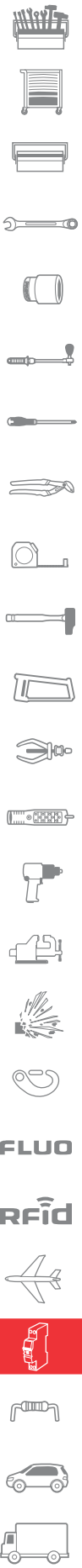
- Basic set for shop electrical maintenance.
  - Supplied in leather bag BV.100.
  - Dimensions: 350 x 120 x 120 mm.
- Weight: 2.025 kg.



ED	Qtys	Set Description
1820.AVSE	1	1,000 Volt insulated knife
187.18AVSE	1	1,000 Volt insulated combination pliers
189.17AVSE	1	1,000 Volt insulated round nose pliers
194.17AVSE	1	1,000 Volt insulated strippers
391.16AVSE	1	1,000 Volt insulated diagonal cutters for copper
AT4X100VE	1	1,000 Volt insulated screwdriver for slotted heads 4x100 mm
AT5.5x150VE	1	1,000 Volt slotted head screwdrivers 5.5x150 mm
ATP1X100VE	1	1,000 Volt screwdrivers for Phillips® PH 1 head
BC.90VSE	1	Low temperature insulating gloves S9
BV.100	1	Compact leather bag

■ **2185C.VSE** - 19-piece set of 1,000 Volt insulated tools

- In chest with modular storage.
- This general purpose selection includes 19 basic tools in a plastic box.
- Volume available for additional tools.
- Dimensions: 524 x 320 x 214 mm.
- Weight: 9.300 kg.



ED	Qtys	Set Description
1820.AVSE	1	1,000 Volt insulated knife
187.18AVSE	1	1,000 Volt insulated combination pliers
188.16AVSE	1	1,000 Volt insulated flat nose pliers
192.16AVSE	1	1,000 Volt insulated cutters for hard wire
194.17AVSE	1	1,000 Volt insulated strippers
391.16AVSE	1	1,000 Volt insulated diagonal cutters for copper
412.14AVSE	1	1,000 Volt insulated copper/alu cable cutter 14 mm
AT4X100VE	1	1,000 Volt insulated screwdriver for slotted heads 4x100 mm
AT5.5x150VE	1	1,000 Volt slotted head screwdrivers 5.5x150 mm
AT6.5x150VE	1	1,000 Volt slotted head screwdrivers 6.5x150 mm
AT8X150VE	1	1,000 Volt insulated screwdriver for slotted heads 8x150 mm
ATP1X100VE	1	1,000 Volt screwdrivers for Phillips® PH 1 head
ATP2X125VE	1	1,000 Volt screwdrivers for Phillips® PH 2 head
AV.HT1C	1	Voltsage tester screwdriver 90 to 480 Volts
BC.109VSE	1	Safety overgloves S9
BC.90VSE	1	Low temperature insulating gloves S9
DELA.401.00	1	Plastic folding rule (2 m)
R.400AVSE	1	1/4" 1,000 Volt insulated tool set
BP.P26	1	PRO BOX tool box - 26" model - 56 cm

### 2187C.VSE - 32-piece set of 1,000 Volt insulated tools

- For electrical equipment installers.
- Supplied in leather wallet BV.7A.
- Dimensions: 445 x 330 x 185 mm.
- Weight: 8.500 kg.



Item Code	Qty	Set Description
113.10TAVSE	1	1,000 Volt insulated adjustable wrench 30 mm
187.18AVSE	1	1,000 Volt insulated combination pliers
188.16AVSE	1	1,000 Volt insulated flat nose pliers
189.17AVSE	1	1,000 Volt insulated round nose pliers
194.17AVSE	1	1,000 Volt insulated strippers
391.16AVSE	1	1,000 Volt insulated copper diagonal cutters
412.14AVSE	1	1,000 Volt copper/alu cable cutter 14 mm
46.10AVSE	1	1,000 Volt insulated open-end wrench 10 mm
46.11AVSE	1	1,000 Volt insulated open-end wrench 11 mm
46.12AVSE	1	1,000 Volt insulated open-end wrench 12 mm
46.13AVSE	1	1,000 Volt insulated open-end wrench 13 mm
46.14AVSE	1	1,000 Volt insulated open-end wrench 14 mm
46.17AVSE	1	1,000 Volt insulated open-end wrench 17 mm
46.19AVSE	1	1,000 Volt insulated open-end wrench 19 mm
46.8AVSE	1	1,000 Volt insulated open-end wrench 8 mm
701B	1	Multifunction tester

Item Code	Qty	Set Description
83.3AVSE	1	1,000 Volt insulated keys 3 mm
83.4AVSE	1	1,000 Volt insulated keys 4 mm
83.6AVSE	1	1,000 Volt insulated keys 6 mm
AT3.5x100VE	1	1,000 Volt insulated slotted head screwdrivers 3.5x100 mm
AT4X100VE	1	1,000 Volt insulated screwdriver for slotted heads 4x100 mm
AT5.5x150VE	1	1,000 Volt slotted head screwdrivers 5.5x150 mm
AT6.5x150VE	1	1,000 Volt slotted head screwdrivers 6.5x150 mm
AT8X150VE	1	1,000 Volt insulated screwdriver for slotted heads 8x150 mm
ATP0X75VE	1	1,000 Volt screwdrivers for Phillips® PH 0 head
ATP1X100VE	1	1,000 Volt screwdrivers for Phillips® PH 1 head
ATP2X125VE	1	1,000 Volt screwdrivers for Phillips® PH 0 head
AV.HT1C	1	Voltage tester screwdriver 90 to 480 Volts
BC.109VSE	1	Safety overgloves S9
BC.90VSE	1	Low temperature insulating gloves S9
BV.7A	1	Leather fold-down front case
R.400AVSE	1	10-piece 1/4" insulated tool set